



EX LIBRIS

**FONDS
HISTORIQUES
IUHMSP**

Institut universitaire d'histoire
de la médecine et de la santé publique

Bibliothèque d'histoire
de la médecine
et d'éthique médicale

**Inventaire du Fonds
HAMILTON-GAREY**

Unil
UNIL | Université de Lausanne



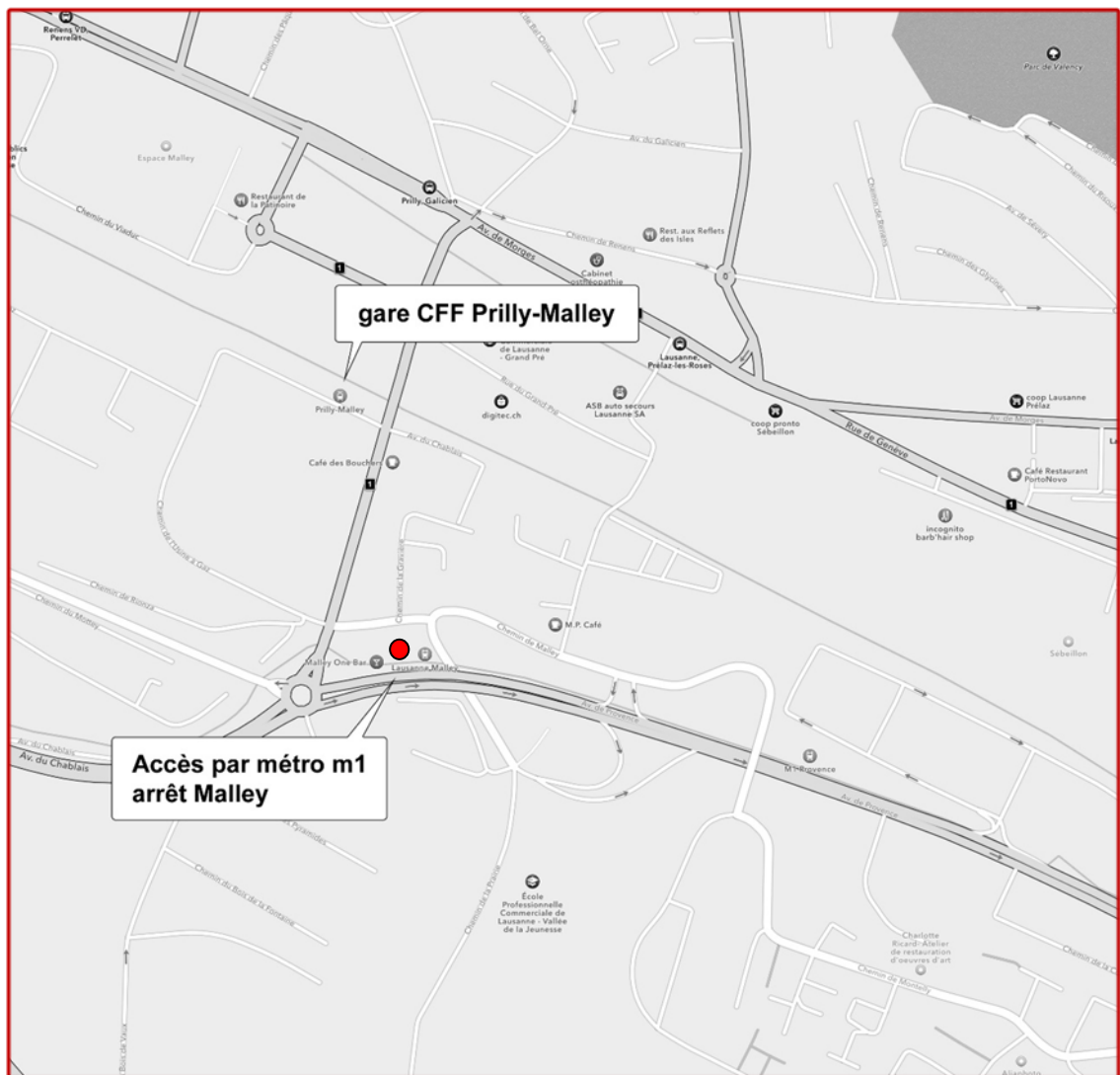
CHUV | Bibliothèque d'histoire de la médecine et d'éthique médicale

Inventaire du fonds Hamilton-Garey

Réalisé sous la direction de Daniela Vaj

DV

IUHM, Lausanne, 2014-2015



Bibliothèque d'histoire de la médecine et d'éthique médicale

Institut universitaire d'histoire de la médecine et de la santé publique

Avenue de Provence 82, CH-1007 Lausanne

Tél. 021 314 70 52 / mailto : la104@chuv.ch

Site : www.chuv.ch/iuhmsp/bibliothèque


Equipe :

Daniela Vaj, responsable de la bibliothèque

Marie-Dominique Casse, bibliothécaire assistante

Caroline Hofer, bibliothécaire assistante

Présentation




Notes biographiques

William James Hamilton (1903-1975)

William James Hamilton est né le 21 juillet 1903 à Ballytober près de Whitehead, dans le comté d'Antrim, en Irlande du Nord, où il passe son enfance. Il étudie la médecine à l'Université Queen's de Belfast. Après son diplôme en physiologie en 1929, il travaille au *Royal Victoria Hospital* de Belfast et obtient son diplôme en sciences en 1931. Il est ensuite nommé lecteur en anatomie à l'université de Glasgow, où il remporte de nombreux prix. Il est alors naturellement influencé par le professeur d'anatomie Thomas Hastie Bryce, qui contribue à faire naître en lui une passion pour l'embryologie. Cette période de sa vie, pose les bases de sa carrière future.

En 1934, il est élu membre de la *Royal Society* d'Edinbourg. Il quitte l'Ecosse en 1935 et l'année suivante devient professeur d'anatomie à l'Université de Londres au *St Bartholomew's Hospital Medical College*. La même année, il obtient son titre de docteur en médecine avec une thèse intitulée *The early development of the mesoblast and notochord with special reference to the ferret*. Ses recherches sont alors principalement dirigées sur l'étude des œufs des mammifères vivants et les premières étapes du développement humain. Après un bref retour de deux ans comme professeur d'anatomie à l'Université de Glasgow (1945-1947), il accepte, en 1947, une nomination à la nouvelle chair d'anatomie du *Charing Cross Hospital Medical School*, qu'il occupera jusqu'à sa retraite en 1970. Ici il exerce aussi la fonction de doyen entre 1956 et 1962. Durant toute cette période, il contribue fortement au développement académique de l'établissement en ouvrant des nouvelles chaires (médecine, chirurgie, obstétrique et gynécologie). Il enseigne pendant 20 ans aussi comme professeur d'anatomie à la *Royal Academy of Arts*. Il est, entre autres, président de la *Société d'anatomie de Grande-Bretagne et d'Irlande* de 1953 à 1955, et un auteur prolifique. Il publie plusieurs livres et articles scientifiques importants dans les domaines de la placentologie et de l'embryologie. Parmi ces ouvrages, le livre *The Human Embryolog. Prenatal development of form and function*, publié pour la première fois en 1938 en collaboration avec Julien Deig Boyd et Harland Winfield Mossman, est probablement le plus important et connu plusieurs éditions et réimpressions. L'université de Belfast lui confère le titre de docteur ès sciences, honoris causa en 1963. Marié avec Maimie Young, il est père de 5 enfants qui ont tous suivi une carrière médicale. Le professeur Hamilton décède le 3 mai 1975.



Laurence John Garey (1941 -

Laurence Garey est né en Grande-Bretagne à Peterborough, le 18 juillet 1941. Il fait ses études de médecine à Oxford où, en 1966, il obtient son doctorat avec une thèse intitulée : *Neuroanatomical Study of Mammalian Visual System*. Spécialiste reconnu en anatomie et neurobiologie, ses recherches concernent surtout la structure, les pathologies et le développement du cerveau, avec un intérêt particulier pour l'étude du cortex cérébrale. Il occupe plusieurs fonctions dans différents universités et hôpitaux, tant en Grande-Bretagne (Oxford, Manchester,

Londres) qu'à l'étranger (California-Berkley, Canberra-Australie, Singapour, Marseille-France, Al-Aïn-EAU). A l'Université de Lausanne, il est nommé professeur assistant (1973-1976), puis professeur associé (1976-1987) à l'institut d'anatomie. Il est également chargé de cours à l'école d'ergothérapie (1976-1987). Dans la capitale vaudoise, il est parmi les organisateurs, en 1982, du premier congrès mondial de l'IBRO (International Brain Research Organization) et reste actif dans ce domaine tout au long de sa carrière. En 1990, il est nommé professeur ordinaire d'anatomie à l'*Imperial School of Medicine* de l'Université de Londres, fonction qu'il exerce jusqu'en 1997, date de sa retraite. Entre 2000 et 2004, il réside dans les Emirats Arabes Unis où il est professeur d'anatomie à l'université d'Al-Aïn. Membre d'un nombre très important de sociétés médicales et commissions professionnelles, collaborateur de plusieurs revues scientifiques, Laurence Garey est aussi l'auteur de nombreuses publications (plus de 100 études) et traductions de livres médicaux. Il s'intéresse également à l'histoire des neurosciences et traduit, entre autres, le livre sur le cortex cérébral publié en 1909 par le célèbre neurobiologiste allemand Korbinian Brodmann, *Localisation in the Cerebral Cortex*. Cette traduction, parue en 1994, a été plusieurs fois rééditée. A côté de son activité professionnelle, Laurent Garey est aussi pilote d'avion et passionné d'histoire de l'aviation. En juillet 2004, il renvient en Suisse et s'établit au bord du Léman, à Perroy, dans le canton de Vaud.

Historique du don

En 2014, le professeur Laurence Garey nous a fait don de sa bibliothèque. Ce fonds comprend tant des livres appartenant à la bibliothèque personnelle du professeur Garey que des livres ayant appartenu au docteur William James Hamilton, professeur d'anatomie à l'Université de Londres. Ces derniers avaient été intégrés à la bibliothèque du professeur Garey en 1990, lorsqu'il avait succédé au professeur Hamilton. Il s'agit de 743 livres qui ont été catalogués comme *Fonds Hamilton-Garey* (cote HGA) et sont disponibles pour le prêt ou la consultation sur place. Les livres déjà présents à la bibliothèque ont été donnés à d'autres bibliothèques partenaires mais, pour en garder la trace historique, les pages de titres ont été photocopiées et sont consultables sur place à la bibliothèque de l'IUHMSp.

Daniela Vaj, IUHMSp

Table des matières

Présentation	2
B Histoire : généralités	7
C Histoire des sciences : généralités.....	7
Cb Histoire des sciences : monographies	7
Cd Philosophie des sciences	10
D Histoire de la médecine : généralités.....	10
Db Bibliothèques, instituts, musées d'histoire de la médecine	10
Df Technique, instruments, appareils.....	10
Dh Biographies et autobiographies	10
DI Hommages, mélanges	10
Do Philosophie de la médecine, épistémologie, anthropologie.....	11
DUa France : médecine.....	11
DX Russie	11
F Médecine et littérature	11
5 Enseignement, recherche.....	11
6 Enseignement médical	11
7 Hôpitaux, polycliniques, cliniques	12
10 Anatomie	12
10a Histologie	31
10b Embryologie.....	36
12 Physiologie.....	44
14 Chimie physiologique (biochimie), chimie clinique	48
16 Pharmacologie, toxicologie	48
16a Pharmacie	48
20 Anatomie pathologique.....	49
22 Bactériologie, sériologie, parasitologie, microbiologie	49
24 Génétique	49
27 Odontostomatologie	51
30a Cardiologie	51
30b Endocrinologie.....	52
30c Gastroentérologie	52
30d Hématologie	52
30g Neurologie	52

30h Oncologie	56
30l Pédiatrie, néonatalogie	56
30m Pharmacologie clinique	56
30n Physiatrie, réhabilitation, balnéothérapie, climatothérapie	57
30p Physiothérapie	57
30q Pneumologie (phtisiologie)	57
30r Rhumatologie.....	57
30s Ophtalmologie	58
30u Vénéro-dermatologie	59
35s Sida	60
35u Tuberculose.....	60
37c Cancer	60
37f Diabète.....	60
37m Poumon.....	60
45 Chirurgie: généralités	60
45a Chirurgie générale	61
45c Chirurgie expérimentale	61
45h Obstétrique, gynécologie	61
45k Oto-rhino-laryngologie	62
47 Radiologie.....	63
48 Radiothérapie, médecine nucléaire	63
Histoire des disciplines et maladies	64
D6 Histoire de l'enseignement médical	64
D10 Histoire de l'anatomie.....	64
D10b Histoire de l'embryologie.....	64
D27 Histoire de l'odontostomatologie.....	64
70 Médecine et société: généralités	64
81 Ethique: déontologie, euthanasie, avortement, vivisection	64
83 Genre, médecine et santé	65
90 Médecine vétérinaire	65
520 Hérité - Constitution (physiognomonie)	71
530 Psychiatrie clinique: généralités.....	71
531f Troubles organiques.....	72
532 Névroses - Psychoses: généralités	72
532e Dépression.....	72

532k Troubles de la personnalité (caractère, tempérament, personnalités multiples, troubles dissociatifs ...)	72
533a Hallucinations	72
600 Neurologie - Neurosciences: généralités	72
610 Anatomie - Physiologie: généralités	74
611 Cerveau	75
612 Moelle épinière - Nerfs	78
620 Fonctions cérébrales: généralités	79
623 Sommeil - Rêve	79
624 Mémoire	80
633 Audition	80
640 Système moteur: généralités	80
650 Traitements - Thérapies: généralités	80

B Histoire : généralités

Bugnion, Edouard. – Une excursion aux Hortons Plains (Ceylan) / [Ed. Bugnion]. – In: Bibliothèque universelle et revue suisse. – Genève. - 1912, p. 2-12

VD IUHM Fonds Hamilton-Garey * cote: HGA 452 * classif.: B

C Histoire des sciences : généralités

De Beer, Gavin Rylands. – A handbook on evolution / by Gavin [Rylands] de Beer. – Ed. 4. – London : [s.n.], 1970. – X, 130 S : Fig., Tab. – (Publication / British Museum, Natural History ; no. 685). – ISBN 0-565-00685-1. ISBN 978-05-6500-6853

VD IUHM Fonds Hamilton-Garey * cote: HGA 3 * classif.: C

Edwards, Wilfred Norman. – The early history of palaeontology / by W.N. Edwards. – London : British Museum (Natural History), 1967. – 58 p. : ill.

VD IUHM Fonds Hamilton-Garey * cote: HGA 2 * classif.: C

Evolution / ed. by Mark Ridley. – Oxford [etc.] : Oxford University Press, 1997. – VIII, 430 p. : ill. ; 22 cm. – (Oxford readers). – Evolution contains extracts from 60 published scientific papers, by an impressive list of eminent scientific authors. The extracts are organized to enable the reader to sample a range of viewpoints on each topic. They are readable, and can be understood as well as enjoyed by the general reader and introductory biology students. – ISBN 0-19-289287-8

VD IUHM Fonds Hamilton-Garey * cote: HGA 1 * classif.: C

Napier, John. – The roots of mankind / John Napier. – London : George Allen & Unwin LTD, 1971. – 240 p. : ill. – Index

VD IUHM Fonds Hamilton-Garey * cote: HGA 5 * classif.: C

Science news. 35 / ed. by A. W. Haslett. – Harmondsworth : Penguin Books, 1955. – 135 p. : ill. – Index of authors no. 32-35

VD IUHM Fonds Hamilton-Garey * cote: HGA 4 * classif.: C

Cb Histoire des sciences : monographies

Biological lectures and addresses / delivered by Arthur Milnes Marshall ; ed. by C. F. Marshall. – London : Nutt, 1894. – 363 S.

VD IUHM Fonds Hamilton-Garey * cote: HGA 9 * classif.: Cb

Bulmer, Michael George. – The biology of twinning in man / [by] M. G. Bulmer. – Oxford : Clarendon, 1970. – ix, 205 p. : illus. ; 23 cm. – Twins are probably by no means unknown to most people - for instance in the sporting world of my Australian homeland there are quite a number of cases of note - yet very few people understand the biology behind twins. Although this book suffers a good deal from its age - people like Tim Flannery, Tom McMahon, John Rushton, and Michael Laker clearly give evidence that there is something much more "designed" than randomness involved in dizygotic twin frequencies around the world - if you want a basic introduction to the facts about twinning in humans you will get it here without any doubt. Bulmer deals with every aspects of twinning from the frequency of twinning in humans to the liabilities mothers of twins face vis-à-vis those of single children. He also goes into less common detail about the extreme difficulties of higher order multiple births - and provides little-known but easily understandable details about their frequency. Bulmer shows that for most of human history mothers of twins were at huge disadvantages both in terms of their much greater health risks and the low birth mass and short gestation of their children. For this reason, Bulmer shows that only when major health improvements were made could twins compete with singleton children, and he shows this had and has major consequences culturally. Another very interesting sidelight is Bulmer's look at how single birthing evolved as the most productive strategy in humans and other primates (except for the primitive tree shrews). Bulmer compares this with the situation in animals that typically give birth to multiple young. He should, however, have looked at the environmental conditions that encourage singleton births and compare with those animals that give birth to multiple, highly precocial offspring. All in all, though it is certainly dated, "Biology of Twinning in Man" is a simple and useful overview of what most people should know about multiple births in humans. – ISBN 0-19-857347-2

VD IUHM Fonds Hamilton-Garey * cote: HGA 501 * classif.: Cb

Case, Ted J. – An illustrated guide to theoretical ecology / Ted J. Case. – New York ; Oxford : Oxford University Press, 2000. – 449 p. ; 28 cm. – ISBN 0–19–508512–4 (paper)
VD IUHM Fonds Hamilton-Garey * cote: HGA 15 * classif.: Cb

Chimeras in developmental biology / ed. by Nicole Le Douarin, Anne McLaren. – London ; Orlando [etc.] : Academic Press, 1984. – XIV, 456 p. : ill. ; 24 cm. – ISBN 0–12–440580–0
VD IUHM Fonds Hamilton-Garey * cote: HGA 19 * classif.: Cb

Cole, Sonia. – The neolithic revolution / by Sonia Cole. – 5th ed. – London : Trustees of the British Museum, 1970. – XI, 72, 18 p. de pl. : 33 fig. ; 22 cm
VD IUHM Fonds Hamilton-Garey * cote: HGA 18 * classif.: Cb

De Beer, Gavin Rylands. – A handbook on evolution / by Gavin de Beer ; British Museum (Natural History). – 3rd ed. – London : Trustees of the British Museum (Natural History), 1964. – X, 130 p. : ill. ; 22 cm. – From the British Museum (Natural History) Sir Gavin de Beer, one of the world's foremost scholars on Darwin and an authority on evolution by natural selection, was director of the British Museum from 1950 to 1960. It was during his tenure of office that he designed the display in the main hall of the Museum. The visitor could therefore have no better guide than this handbook.
VD IUHM Fonds Hamilton-Garey * cote: HGA 493 * classif.: Cb

The **developmental** biology of plants and animals / ed. by C.F. Graham and P.F. Wareing. – Oxford [etc.] : Blackwell Scientific Publ., 1976. – XII, 393 p. : ill. ; 24 cm. – ISBN 0–632–00361–8
VD IUHM Fonds Hamilton-Garey * cote: HGA 6 * classif.: Cb

Early man as depicted by leading authorities at the International symposium, the Academy of natural sciences, Philadelphia, March 1937 / ed. by George Grant MacCurdy ; introd. by John C. Merriam. – Philadelphia [etc.] : J.B. Lippincott, 1937. – 362 p. : ill. ; 24 cm
VD IUHM Fonds Hamilton-Garey * cote: HGA 13 * classif.: Cb

Ecology / Stanley I. Dodson... [et al.]. – New York : Oxford University Press, 1998. – 434 p. : ill. – Introductory textbook which attempts to convey the enthusiasms that a practicing ecologist has for the field. To relay this, the field is split into six separate concept-based subdisciplines - landscape, physiological, ecosystem, population, community, and behavioural. In each, the key areas of analysis are discussed. – ISBN 0–19–512079–5
VD IUHM Fonds Hamilton-Garey * cote: HGA 10 * classif.: Cb

Engström, Arne. – Biological ultrastructure / Arne Engström, J.B. Finean. – New York : Academic Press, 1958 (impr. 1961). – IX, 326 p. : ill. ; 24 cm. – Biological ultrastructure focuses on the ultrastructure of biological systems, including microscopy and the roles of amino acids, lipoproteins, and carbohydrates. The manuscript first offers information on the methods in ultrastructural research and the principles of molecular structure. Topics include application of electron microscopy and x-ray diffraction, electronic theory of valency, spatial arrangement, and aggregation of molecules and interaction with water. The book then examines the role of proteins and lipids, including amino acids, polypeptide chains, natural lipoproteins, and structure and properties of isolated lipid molecules. The publication underscores the role of carbohydrates and nucleic acids, as well as monosaccharides, disaccharides, polysaccharides, structure of nucleic acids, viruses, and cell nucleus chromosomes and genes. The text also takes a look at the role of ultrastructure in biology and medicine and the role of mineral salts. The manuscript is a valuable source of data for readers interested in biological ultrastructure.
VD IUHM Fonds Hamilton-Garey * cote: HGA 312 * classif.: Cb

Grafen, Alan. – Modern statistics for the life sciences / Alan Grafen, Rosie Hails. – Oxford ; New York : Oxford University Press, 2002. – xv, 351 p. : ill. ; 25 cm. – Model formulae represent a powerful methodology for describing, discussing, understanding, and performing that large part of statistical tests known as linear statistics. The book aims to put this methodology firmly within the grasp of undergraduates. – ISBN 0–19–925231–9. ISBN 978–01–9925–2312
VD IUHM Fonds Hamilton-Garey * cote: HGA 8 * classif.: Cb

Keith, Arthur. – A new theory of human evolution / by Arthur Keith. – London : Watts, 1948. – 451 S.
VD IUHM Fonds Hamilton-Garey * cote: HGA 316 * classif.: Cb

Kemp, Thomas Stainforth. – Fossils and evolution / T.S. Kemp. – Oxford [etc.] : Oxford Univ. Press, cop. 1999. – VI, 284 p. : ill. ; 24 cm. – This textbook is suitable for biology students taking an overall course on evolution and for earth science students taking one on palaeontology. In addition, it will be of interest to amateur enthusiasts for fossils, evolution and natural history. – ISBN 0-19-850424-1 (Pbk). ISBN 978-01-9850-4245

VD IUHM Fonds Hamilton-Garey * cote: HGA 7 * classif.: Cb

Neill, Robert Geoffrey. – Aids to biology / by R. G. Neill. – 2nd ed. – London : Baillière Tindall and Cox, 1948. – 279 p. : ill. – (Students' aids series)

VD IUHM Fonds Hamilton-Garey * cote: HGA 498 * classif.: Cb

Oktar, Adnan. – Khadiat al-tatawwur : al-inhiyar al-ilmi li-nazariyat al-tatawwur wa khalfiyatuha al-aydiyulujyah / Harun Yahya. – Istanbul : Kultur yayincilik, 2002. – 206 p. : ill. – ISBN 978-9756579-817

VD IUHM Fonds Hamilton-Garey * cote: HGA 633 * classif.: Cb

Pearse, Anthony G. Everson. – Histochemistry : theoretical and applied / A. G. Everson Pearse. Vol. 1, Preparative and optical technology. – 4th ed. – Edinburgh ; London [etc.] : Churchill Livingstone, 1980. – X, p. 1-439. : ill. ; 25 cm. – ISBN 0-443-01998-3

VD IUHM Fonds Hamilton-Garey * cote: HGA 364/1 * classif.: Cb

Publications of the Joint Arabic-Polish Anthropological Expedition / Polish Academy of Sciences in Warszawa, National Research Centre in Cairo. Part. 1, Anthropological measurements of population in the United Arab Republic : (Egypt-West Desert) : 1958/59 / [ed.: Michal Godycki]. – Warszawa ; Poznan ; Cairo : Polish Academy of Sciences, 1961. – XXV p., 577 p. de tabl., 62 p. de pl. ; 26 [puis] 24 cm. – (Publications of the Joint Arabic-Polish Anthropological Expedition ; Part 1)

VD IUHM Fonds Hamilton-Garey * cote: HGA 12/1 * classif.: Cb

Ruxton, Graeme D. – Experimental design for the life science / Graeme D. Ruxton, Nick Colegrave. – Oxford [etc.] : Oxford University Press, cop. 2003. – XVIII, 114 p. : ill. ; 25 cm. – ISBN 0-19-925232-7

VD IUHM Fonds Hamilton-Garey * cote: HGA 14 * classif.: Cb

The **scope** of physical anthropology and its place in academic studies : a symposium held at the Ciba Foundation, 6th November, 1957 / ed. by D. F. Roberts and J. S. Weiner ; publ. for the Society for the Study of Human Biology. – [New York] : Wenner-Gren Foundation for Anthropological Research, 1957. – 64 p.

VD IUHM Fonds Hamilton-Garey * cote: HGA 500 * classif.: Cb

La **sociologie** de la santé en R.F.A. / Hinnerk Bruhns ... [et al.]. – Résumés en français, anglais et espagnol. – In: Sciences sociales et santé. – Toulouse. - Vol. V(1987), no 1, p. 6-119

VD IUHM Fonds Hamilton-Garey * cote: HGA 27/1 * classif.: Cb

La **sociologie** de la santé en R.F.A. (2e partie) / Association pour le développement des sciences sociales de la santé (ADESSS) ; Vera Grunow-Letter ... [et al.]. – Toulouse : Eres, 1987. – 115 p. – (Sciences sociales et santé ; 1987, vol. 5, no 2). – Résumés en français, anglais et espagnol. – La couverture : Le travail en équipe dans l'exercice de la psychiatrie

VD IUHM Fonds Hamilton-Garey * cote: HGA 27/2 * classif.: Cb

Spatial contrast : report of a workshop, Amsterdam, January 4-9, 1976 / ed.: H. Spekrijse, L.H. van der Tweel. – Amsterdam : North-Holland, 1977. – 153 p. ; 24 cm : fig. ; tab. – ISBN 0-7204-8439-1

VD IUHM Fonds Hamilton-Garey * cote: HGA 16 * classif.: Cb

Spencer, Michael. – Fundamentals of light microscopy / Michael Spencer. – Cambridge ; London [etc.] : Cambridge University Press, 1982. – X, 93 p. : ill. ; 24 cm. – (IUPAB biophysics series ; 6). – ISBN 0-521-24794-2 (hard covers). ISBN 0-521-28967-X (paperback)

VD IUHM Fonds Hamilton-Garey * cote: HGA 11 * classif.: Cb

Villee, Claude Alvin. – Biological principles and processes / [by] Claude A. Villee [and] Vincent G. Dethier. – Philadelphia : Saunders, 1971. – xxi, 1000 p. : illus. – The functions of organisms, both individually and in communities, are studied in this introduction to biology. – ISBN 0-7216-9028-9. ISBN 978-07-2169-0285

VD IUHM Fonds Hamilton-Garey * cote: HGA 306 * classif.: Cb

Cd Philosophie des sciences

Russell, James. – The acquisition of knowledge / James Russell. – London ; Basingstoke : The Macmillan Press, 1978. – X, 294 p. ; 23 cm. – ISBN 0-333-19813-1
VD IUHM Fonds Hamilton-Garey * cote: HGA 17 * classif.: Cd

D Histoire de la médecine : généralités

A **companion** to medical studies : in three volumes / ed.: R. Passmore and J.S. Robson. – Oxford : Blackwell, 1968-. – 3 vol. : ill. – This famous book remains very popular with medical students and clinicians for its integration of the basic medical sciences. In the latest edition the structure of the book remains essentially the same but the entire text has been completely revised. The biochemical content has been particularly thoroughly reviewed, as have the chapters on the endocrine system, the respiratory system and the kidney.

VD IUHM Fonds Hamilton-Garey * cote: HGA 373/1 * classif.: D

Db Bibliothèques, instituts, musées d'histoire de la médecine

Heubi, William. – L'Académie de Lausanne à la fin du XVIème siècle : étude sur quelques professeurs d'après des documents inédits / par William Heubi. – Lausanne : F. Rouge, 1916. – 312 p. ; 22 cm

VD IUHM Fonds Hamilton-Garey * cote: HGA 20 * classif.: Db

Df Technique, instruments, appareils

Beck, Conrad, 1864-. – The microscope : a simple handbook / by Conrad Beck. – London : R. & J. Beck, 1921. – 144 p. : ill.

VD IUHM Fonds Hamilton-Garey * cote: HGA 502 * classif.: Df

Medical radiographic technic : prepared by the technical service department of General Electric X-ray corporation / under the edit. supervision of Glenn W. Files. – 5th printing. – Springfield : Thomas, 1947. – VII, 365 S. : ill. ; 8°

VD IUHM Fonds Hamilton-Garey * cote: HGA 23 * classif.: Df

Oakley, Kenneth P. – Man the Tool-maker / Kenneth P. Oakley. – 6th ed. – London : Trustees of the British Museum (Natural History), 1972. – 101 p. : ill. – (Publication / British Museum (Natural History) ; no. 538). – ISBN 0-565-00538-3

VD IUHM Fonds Hamilton-Garey * cote: HGA 21 * classif.: Df

Slonaker, James Rollin. – An attachment to the minot microtone for cutting sections of one micron thickness / James Rollin Slonaker. – In: Journal of applied microscopy. – Rochester. - Vol. 5[1902], no. 10, p. 1994-1996

VD IUHM Fonds Hamilton-Garey * cote: HGA 22 * classif.: Df

Dh Biographies et autobiographies

Whitrow, Magda. – Julius Wagner-Jauregg : 1857-1940 / Magda Whitrow. – London : Smith-Gordon ; Asahimachi-Dori : Nishimura, cop. 1993. – XXIV, 221 p. : ill. ; 25 cm. – ISBN 1-85463-012-1

VD IUHM Fonds Hamilton-Garey * cote: HGA 24 * classif.: DhWAG

DI Hommages, mélanges

Manifestation en l'honneur de M. A. Van Gehuchten, professeur à l'Université de Louvain : 1er décembre 1912. – Louvain : A. Uystpruyt, 1913. – 90 p. ; 26 cm

VD IUHM Fonds Hamilton-Garey * cote: HGA 25 * classif.: DI

Do Philosophie de la médecine, épistémologie, anthropologie

American journal of physical anthropology : organ of the American Association of Physical Anthropologists. – 1(1918)-29(1942) ; n.s., 1(1943)->. – Philadelphia Pa. : Wistar Institute of Anatomy and Biology. – 26 cm. – A pour suppl.: Yearbook of physical anthropology. – ISSN 0002-9483

Etat de collection Fonds Hamilton-Garey: Vol. 1(1918)

VD IUHM Fonds Hamilton-Garey * cote: HGA 623/1 * classif.: Do

Meyer, Semi. – Die Zukunft der Menschheit / von Semi Meyer. – Wiesbaden : J.F. Bergmann, 1918. – 1 Heft. – (Grenzfragen des Nerven- und Seelenlebens ; 104)

VD IUHM Fonds Hamilton-Garey * cote: HGA 237 * classif.: Do

DUa France : médecine

Médecine de France. – No 1(1949) - 253(1974). – Paris : O. Perrin, 1949-1974. – 31 cm. – ISSN 0025-6706

Etat de collection Fonds Hamilton-Garey: No 75(1956)

VD IUHM Fonds Hamilton-Garey * cote: HGA 26 * classif.: DUa

DX Russie

Lysenko, Trofim Denisovich. – Soviet biology : report by Trofim Denisovich Lysenko to the Lenin Academy of Agricultural Sciences. – London : Birch Books, 1948. – 51 p. ; 22 cm.

VD IUHM Fonds Hamilton-Garey * cote: HGA 317 * classif.: DX

F Médecine et littérature

Jouvet, Michel. – The castle of dreams / Michel Jouvet ; translated by Laurence Garey. – Cambridge, Mass. : MIT Press, [2008]. – xvii, 313 pages ; 21 cm. – Translated from the French. – ISBN 0-262-10127-0 (hbk. : alk. paper). ISBN 978-02-6210-1271 (hbk. : alk. paper)

VD IUHM Fonds Hamilton-Garey * cote: HGA 28 * classif.: F

5 Enseignement, recherche

Popoff, Nicolas. – La fasciculation des nerfs chez les jumeaux / par Nicolas Popoff. – In: Comptes rendus de l'Association des anatomistes. – Nancy. - Budapest 1939, p. 2-8

VD IUHM Fonds Hamilton-Garey * cote: HGA 32 * classif.: 5

6 Enseignement médical

Clinical method / edited by John Lazarus, Nigel Stott. – 6th ed. – Cardiff : University of Wales College of Medicine, 1993. – 2 vol. ; 19 cm. – Includes index. – ISBN 0-9502320-5-X (v.1). ISBN 0-9502320-6-8 (v.2). ISBN 0-9502320-7-6. ISBN 978-09-5023-2058 (v.1). ISBN 978-09-5023-2065 (v.2). ISBN 978-09-5023-2072

VD IUHM Fonds Hamilton-Garey * cote: HGA 37/1 * classif.: 6

VD IUHM Fonds Hamilton-Garey * cote: HGA 37/2 * classif.: 6

Connell, William Kerr. – Surgical handbook for hospital assistants in the tropics / by W. K. Connel. – London : J. Bale Medical Publ., 1938. – 440 p. : ill. – In reviewing this book we find no necessity to stint praise. The publisher's work leaves nothing to be desired; good paper, clear type and lavish illustrations of proven worth heap up a measure which the coloured plates truly cause to brim over. The Sections are well arranged and cover inflammation; surgical infections; V.D. ; bones and joints; inflammations of the different organs; neoplasms and cysts; shock and haemorrhage; anti- and asepsis; wounds; burns; fractures; brain injuries; uraemia and coma; dislocations; obstruction; the acute abdomen; hernia; scrotal swellings and their diagnosis; congenital deformities; acute retention and haematuria; general and local anaesthesia; methods of examining and recording condition of patients. The information is conveyed in plain language, is concise, and leaves the reader in no doubt as to the author's advice which, thanks to an adequate index, is readily obtained.

VD IUHM Fonds Hamilton-Garey * cote: HGA 495 * classif.: 6

Davidson, Leybourne Stanley Patrick. – The principles and practice of medicine : a textbook for students and doctors / by Stanley Davidson. – 7th ed., reprint. – Edinburgh : E. & S. Livingstone, 1965. – 1262 p. : ill.

VD IUHM Fonds Hamilton-Garey * cote: HGA 33 * classif.: 6

Recommendations on basic medical education : issued in pursuance of section 15 of the Medical Act 1978 / General Medical Council, Education Committee. – [London] : [The Committee], 1980. – 29 pages ; 22 cm

VD IUHM Fonds Hamilton-Garey * cote: HGA 36 * classif.: 6

Sinclair, David Cecil. – Basic medical education / by David Sinclair. – London : Oxford University Press, 1972. – viii, 212 pages ; 21 cm. – (Oxford medical publications). – ISBN 0-19-264913-2. ISBN 978-01-9264-9133

VD IUHM Fonds Hamilton-Garey * cote: HGA 35 * classif.: 6

Thomas, W. E. G. – Preparation and revision for the MRCS and AFRCS, or, How to pass the exam! / W.E.G. Thomas. – Edinburgh : Churchill Livingstone, c1999. – vi, 239 p. : ill. ; 22 cm. – This book sets out the training requirements of the various Royal Colleges of Surgeons, together with the format and marking of their exams. It describes the component parts of Part B of the exam and highlights the pitfalls that can trap the unwary student at each stage. Finally, advice is given on exam technique. – ISBN 0-443-05046-5. ISBN 978-04-4305-0466

VD IUHM Fonds Hamilton-Garey * cote: HGA 34 * classif.: 6

7 Hôpitaux, policliniques, cliniques

Duckworth, Wynfrid Laurence Henry. – Studies from the Anthropological Laboratory, the Anatomy School Cambridge / by W. L. H. Duckworth. – Cambridge : Cambridge University Press, 1904. – X, 291 S., 2 Bl. Falttab. : Ill. – This book contains a series of thirty-six studies or original papers by Mr Duckworth oil material in the Cambridge Anatomical Museum. Many of these are reprints of papers which have appeared elsewhere and are well known, but seven are quite new, and contain interesting and useful details. As might be expected, this work contains much of the original material which has been elaborated in the author's Morphology and Anthropology.

VD IUHM Fonds Hamilton-Garey * cote: HGA 492 * classif.: 7

10 Anatomie

Abbie, Andrew Arthur. – The principles of anatomy : an introduction to human biology / by A. A. Abbie. – Sydney : Angus and Robertson, 1940. – 143 p. : ill.

VD IUHM Fonds Hamilton-Garey * cote: HGA 300 * classif.: 10

Abrahams, Peter. – Pocket examiner in regional and clinical anatomy / Peter H. Abrahams, Matthew J. Thatcher. – London : Pitman, 1981. – IX, 274 p. ; 21 cm. – ISBN 0-272-79621-2

VD IUHM Fonds Hamilton-Garey * cote: HGA 70 * classif.: 10

Adachi, Buntaro. – Venensystem der Japaner / von Buntaro Adachi. – Kyoto : Kenkyusha, 1933->. – 1 vol. : Ill. ; 41 cm. – (Anatomie der Japaner / Buntaro Adachi ; 2)

VD IUHM Fonds Hamilton-Garey * cote: HGA 662 * classif.: 10

VD IUHM Fonds Hamilton-Garey * cote: HGA 662+1 * classif.: 10

Anatomie des Menschen : ein Lehrbuch für Studierende und Ärzte / Hermann Braus ; fortgeführt von Curt Elze. – [Verschiedene Aufl.]. – Berlin : Springer, 1954-1960. – 3 Bde.

VD IUHM Fonds Hamilton-Garey * cote: HGA 92/1 * classif.: 10

VD IUHM Fonds Hamilton-Garey * cote: HGA 92/3 * classif.: 10

Andrew, Warren. – The anatomy of aging in man and animals / Warren Andrew. – London : Heinemann Medical, 1971. – ix, 259 pages : illustrations ; 26 cm. – Originally published, New York: Grune and Stratton, 1971. – This book deals primarily with changes in the structure of the human and animal body during aging. It is full of pictures showing such changes as can be seen with the electron microscope. Andrew has done much research in this field, not only in the tissues of animals, but in the tissues of aging men. He discusses aging changes in invertebrates and vertebrates. He has given some attention to aging in various groups of living creatures and to a relationship of growth, reproduction, and regenerative capacity to longevity. As we all know, there is a pigment, lipofuscin, which is found in many cells of aging bodies and tends to increase in amount with age. It appears definitely to have something to do with senescence. – ISBN 0-433-00660-9. ISBN 978-04-3300-6602

VD IUHM Fonds Hamilton-Garey * cote: HGA 69 * classif.: 10

Apathy, Stefan. – M. Heidenhain's und meine Auffassung der contractilen und leitenden Substanz und über die Grenzen der Sichtbarkeit / von Stefan Apathy. – In: Anatomischer Anzeiger. – Jena. - Bd. 21(1902), No. 2, S. 62-80

VD IUHM Fonds Hamilton-Garey * cote: HGA 402 * classif.: 10

Appleton, Arthur Beeny. – Surface and radiological anatomy for students and general practitioners / by A.B. Appleton, William J. Hamilton and Ivan C.C. Tchaperoff. – Baltimore, William Wood, 1938. – xi, 311 pages : illustrations (some color) ; 25 cm

VD IUHM Fonds Hamilton-Garey * cote: HGA 468 * classif.: 10

Bannister, Charles Richard. – The use of drawing in the study of anatomy & physiology / by Charles R. Bannister. – Edinburgh : E. & S. Livingstone, 1961. – 39 p. : ill. – This small book, written by a physiotherapist and very fully illustrated by the author's own pencil drawings, with some in colour, emphasises the importance of drawing in learning and understanding anatomy and physiology. It is intended for all students of these subjects, and does not set out to teach them anatomy or the art of drawing, but to show the value of illustration in their studies and examinations. The author claims that anyone can draw sufficiently well to avail himself of this technique.

VD IUHM Fonds Hamilton-Garey * cote: HGA 479 * classif.: 10

Basmajian, John V. – Anatomie / John V. Basmajian ; trad. de l'américain par F. et R.-H. Polge-d'Authéville. – 6e éd. – Paris : Maloine [etc.], 1972. – XI, 416 p. : ill. ; 26 cm. – Traduit de la 6ème éd. de : Primary anatomy

VD IUHM Fonds Hamilton-Garey * cote: HGA 469 * classif.: 10

Basmajian, John V. – Grant's method of anatomy : by regions descriptive and deductive / John V. Basmajian. – 10th ed. – Baltimore ; London : William & Wilkins, cop. 1980. – XVII, 625 p. : ill. ; 26 cm. – This book provides a written description of where everything is in the body, its shape, size, relationship with other organs and passage (for veins nerves etc) which is essential for the medical student to be able to describe. If you are getting lovely diagrams in your exam to label then a standard colour plate anatomy text will be fine. But if for example you have to "describe the surface anatomy and anatomical relationships of the duodenum" then this book tells you how to do it. It also has excellent "how to draw" sections such as how to draw the bones in the hand. All the images are hand drawn so potentially able to be reproduced by the undifferentiated med student. – ISBN 0-683-00373-9

VD IUHM Fonds Hamilton-Garey * cote: HGA 491 * classif.: 10

Berry, Richard James Arthur, 1867-1962. – Regional anatomy / by Richard J. A. Berry. – New and rev. ed. – Edinburgh : W. Green & Sons, 1902. – 3 vol : ill.

VD IUHM Fonds Hamilton-Garey * cote: HGA 585/2 * classif.: 10

Berry, Richard James Arthur, 1867-1962. – The sectional anatomy of the head of the Australian Aboriginal : a contribution to the subject of racial anatomy / by Richard J. A. Berry. – In: Proceedings of the Royal Society of Edinburgh. – Edingurgh. - Session 1910-1911, vol. 31(1911), part 5, no. 42, p. 605-626

VD IUHM Fonds Hamilton-Garey * cote: HGA 396 * classif.: 10

Bethe, Albrecht. – Kritisches zur Zell- und Kernteilungstheorie / von Albrecht Bethe. – In: Internationale Monatsschrift für Anatomie und Physiologie. – Leipzig. - Bd. 19(1902), H. 3/4, S. 2-10

VD IUHM Fonds Hamilton-Garey * cote: HGA 407 * classif.: 10

Bloomer, William Ernest. – Surgical anatomy of the bronchovascular segments / by William E. Bloomer, Averill A. Liebow [and] Milton R. Hales ; with a foreword by Gustaf E. Lindskog. – Springfield, Ill. : Thomas, [1960]. – xi, 273 p. : illus. (part col.) diagrs., tables. ; 29 cm. – The basis of all surgical techniques is anatomic. The surgical approach to the lungs requires particularly precise anatomic knowledge. This text, based on an analysis of multicolored plastic corrosion casts of fifty lungs, graphically illustrates and analyzes the anatomy of the bronchovascular segments and its many variations.

VD IUHM Fonds Hamilton-Garey * cote: HGA 461 * classif.: 10

Buchanan's manual of anatomy / [Begründer] A. M. Buchanan ; ed. by Frederic Wood Jones. – 8th ed. – Baltimore, Md. : Williams and Wilkins, 1949. – VIII, 1616 S., 48 Bl. Taf. : Ill.

VD IUHM Fonds Hamilton-Garey * cote: HGA 81 * classif.: 10

Buchanan's manual of anatomy : including embryology / ed. by J. E. Frazer. – 6th ed. – London : Baillière Tindall and Cox, 1937. – 1772 p. : ill. – (University series)

VD IUHM Fonds Hamilton-Garey * cote: HGA 302 * classif.: 10

Bugnion, Edouard. – Les faisceaux spermatiques doubles des ténébrions et des mylabres / E. Bugnion et N. Popoff. – In: Comptes rendus de l'Association des Anatomistes. – Lille. - 9e réunion, 1907, 9 p.

VD IUHM Fonds Hamilton-Garey * cote: HGA 234 * classif.: 10

Bugnion, Edouard. – Valeur numérique des faisceaux spermatiques : deuxième liste comprenant quelques animaux observés à Ceylan / par E. Bugnion et N. Popoff. – Cette liste est le complément de celle publiée dans: "La signification des faisceaux spermatiques" (Bibl. Anat., t. XVI, Nancy, 1906). – In: Comptes rendus de l'Association des Anatomistes. – Nancy. - 9e réunion, 1907, 2 p.

VD IUHM Fonds Hamilton-Garey * cote: HGA 232 * classif.: 10

Bulmer, David. – Functional anatomy of the urogenital system / D. Bulmer. – Tunbridge Wells : Pitman Medical, 1974. – v, 154 p. : ill. ; 25 cm. – Includes index. – ISBN 0-273-00124-8 : £1.90

VD IUHM Fonds Hamilton-Garey * cote: HGA 66 * classif.: 10

Callander, Curle Latimer. – Surgical anatomy / by C. Latimer Callander. – 2nd ed., entirely reset. – Philadelphia : W.B. Saunders Company, 1944. – 858 p. : ill.

VD IUHM Fonds Hamilton-Garey * cote: HGA 537 * classif.: 10

Chung, Kyung Won. – Gross anatomy / Kyung Won Chung. – Baltimore : Williams & Wilkins, 1988. – x, 368 p. : ill. – (Board review series). – Includes index. – The gross anatomy board review series is quite helpful for those who struggle with gross anatomy. With the large amount of information that medical students are required to learn during their first year, this book helps to guide the student along. – ISBN 0-683-01564-8 (pbk.). ISBN 978-06-8301-5645 (pbk.)

VD IUHM Fonds Hamilton-Garey * cote: HGA 74 * classif.: 10

Cleland, John, 1835-1925. – Human anatomy, general and descriptive : for the use of students / by John Cleland and John Yule Mackay. – Glasgow : James MacLehose, 1896. – xx, 833 pages, 70 pages of plates : illustrations (some color) ; 24 cm

VD IUHM Fonds Hamilton-Garey * cote: HGA 463 * classif.: 10

Clemente, Carmine D. – Anatomy : a regional atlas of the human body / Carmine D. Clemente. – 2nd ed. – Baltimore : Urban & Schwarzenberg, 1981. – 1 vol. (pagination multiple) : ill. – The Sixth Edition of Clemente's Anatomy features over 1,000 bright, realistically detailed full-color illustrations, plus a wealth of accompanying diagnostic images and numerous muscle tables. This classically organized regional atlas is based on the strikingly colorful yet realistic illustrations of the world-renowned Sobotta Atlas of Human Anatomy. This edition includes new plates on the brachial plexus and on nerves of the lower limb as well as new clinical images, including CT scans, x-rays, and sonograms. The book also has a new graphic design with brighter colors of headings and section tabs. A companion website will offer an Interactive Atlas for students and an Image Bank for faculty. – ISBN 0-8067-0322-9 (Baltimore). ISBN 3-541-70322-9 (München)

VD IUHM Fonds Hamilton-Garey * cote: HGA 41 * classif.: 10

A **Companion** to medical studies : anatomy, biochemistry, and physiology / editor-in-chief, J.M. Forrester, in association with R. Passmore, J.S. Robson ; subject editors, D.K. Apps ... [et al.]. – 3rd ed. – Oxford ; Boston : Blackwell Scientific Publications ; St Louis, Mo. : USA, Blackwell Mosby Book Distributors, c1985. – 1 v. (various pagings) : ill. (some col.) ; 28 cm. – In this, the latest edition of a reference work integrating the basic medical sciences for medical students and clinicians, the structure remains the same but the text has been rewritten. The biochemical content in particular has been completely revised. – ISBN 0–632–01256–0 (pbk.)

VD IUHM Fonds Hamilton-Garey * cote: HGA 462 * classif.: 10

Cunningham, Daniel John. – *Cunningham's manual of practical anatomy.* – 13th ed. – London : Oxford Univ. Press, 1973. – 3 vol. : ill. – (Oxford medical publications). – ISBN 0–19–263118–7 (vol. 1). ISBN 0–19–263122–5 (vol. 2). ISBN 0–19–263120–9 (vol. 3)

VD IUHM Fonds Hamilton-Garey * cote: HGA 587/2 * classif.: 10

Cunningham's text-book of anatomy / ed. by James Couper Brash. – 9th ed. – London : G. Cumberlege : Oxford Univ. Press, 1951. – 1604 p. : ill. – (Oxford medical publications)

VD IUHM Fonds Hamilton-Garey * cote: HGA 301 * classif.: 10

Dean, Christopher. – *Core anatomy for students* / Christopher Dean and John Pegington. – London : Baillière Tindall, 1996. – 3 v. : ill. ; 25 cm. – A thorough but concise explanation of aspects of anatomy essential to students. Logically structured and easy to navigate, these books will be invaluable help to those finding the core concepts of anatomy difficult to grasp, or as a revision aid (they complement a standard text). Highly illustrated and supplemented with MCQs, the style is friendly. Clinical relevance is highlighted by common fractures etc. of each area. – ISBN 0–7020–2040–0 (v. 1). ISBN 0–7020–2041–9 (v. 2). ISBN 0–7020–2042–7 (v. 3). ISBN 978–07–0202–0407 (v. 1). ISBN 978–07–0202–0414 (v. 2). ISBN 978–07–0202–0421 (v. 3)

VD IUHM Fonds Hamilton-Garey * cote: HGA 87/1 * classif.: 10

VD IUHM Fonds Hamilton-Garey * cote: HGA 87/2 * classif.: 10

VD IUHM Fonds Hamilton-Garey * cote: HGA 87/3 * classif.: 10

De Beer, Gavin Rylands. – *The comparative anatomy, histology, and development of the pituitary body* / by G. R. de Beer. – Edinburgh : Oliver and Boyd, 1926. – xix, 108 pages : illustrations. – (Biological Monographs and Manuals ; no. 6)

VD IUHM Fonds Hamilton-Garey * cote: HGA 304 * classif.: 10

Depreux, Robert. – *Les parois du tronc : myologie, angéiologie, névrologie : schémas de travaux pratiques à l'usage des étudiants en médecine* / par Robert Depreux. – [Réimpr.]. – Paris : Vigot, 1977. – 118 p. : ill. ; 27 cm. – (Schémas de travaux pratiques ; fasc. 5). – ISBN 2–7114–0673–3

VD IUHM Fonds Hamilton-Garey * cote: HGA 93 * classif.: 10

Dickinson, Robert Latou. – *Human sex anatomy : a topographical hand atlas* / by Robert Latou Dickinson. – 2nd ed., repr. – Baltimore (Md.) : Williams & Wilkins, 1966. – 145 p. : 175 fig. – (Medical aspects of human fertility). – La couv. porte: Atlas of human sex anatomy

VD IUHM Fonds Hamilton-Garey * cote: HGA 49 * classif.: 10

Dixon, Andrew Francis. – *Dixon's manual of human osteology* / rev. by E. B. Jamieson. – 2nd ed. – London : Oxford University Press : Humphrey Milford, 1937. – IX, 465 s., XXVIII s. tabl. : ill. ; 19 cm. – (Oxford medical publications)

VD IUHM Fonds Hamilton-Garey * cote: HGA 294 * classif.: 10

Dunlop, James M. – *Anatomical diagrams for the use of art students* / arranged with analytical notes and drawn out by James M. Dunlop. – London : G. Bell, 1952. – 72 p. : ill. – Any artist wishing to practice figure drawing or to understand the body's movement will do well to study the interaction of muscles with bone structure. This timeless introduction to human anatomy combines art and science, focusing on realistic depictions of the skeleton's impact on the external form and the attachments of the muscular system.

VD IUHM Fonds Hamilton-Garey * cote: HGA 504 * classif.: 10

Eckhoff, Nils Lovold. – *Aids to osteology* / by Nils L. Eckhoff and J. Joseph. – 6th ed. – London : Baillière, Tindall and Cox, 1957. – 193 p. : ill. – (Students' aids series)

VD IUHM Fonds Hamilton-Garey * cote: HGA 67 * classif.: 10

Ellis, Harold. – Clinical anatomy : a revision and applied anatomy for clinical students / Harold Ellis. – 2nd ed. – Oxford : Blackwell Scientific Publications, 1962. – 368 p. : ill.

VD IUHM Fonds Hamilton-Garey * cote: HGA 296 * classif.: 10

Ellis, Harold. – Clinical anatomy : a revision and applied anatomy for clinical students / Harold Ellis. – Oxford : Blackwell Scientific Publications, 1960. – 369 p. : ill. – This book is successful in bridging the gap that exists between the time a medical student learns anatomy in his preclinical years and that period later in his training when he finds it necessary to review once again "clinical anatomy" because of problems encountered on the wards and in the operating room. Intricate details of anatomy which are quite often unnecessary from a practical standpoint are omitted. The book highlights only those pertinent features which are of concern in the practice of surgery, medicine and the surgical specialties.

VD IUHM Fonds Hamilton-Garey * cote: HGA 540 * classif.: 10

Ellis, Harold. – Human cross-sectional anatomy : pocket atlas of body sections and CT images / Harold Ellis, Bari M. Logan, Adrian Dixon. – Oxford ; Boston : Butterworth-Heinemann, 1994. – 180 p. : ill. (some col.) ; 25 x 37 cm. – A source of anatomical information for radiologists, radiographers, anatomists and medical students. This atlas also contains both MRI and CT scans. – ISBN 0-7506-1241-X (original version). ISBN 0-7506-2028-5 (pocket atlas version)

VD IUHM Fonds Hamilton-Garey * cote: HGA 39 * classif.: 10

Essential medicine / ed. by Alan E. Read ... [et al.]. – Edinburgh ; New York : Churchill Livingstone, 1993. – xiv, 544 p. : ill., ports. – Includes index. – Designed for undergraduate students, this text discusses all fields of medicine, including chapters on respiratory medicine, intensive care, neurology, gastroenterology, nutrition, haematology, infectious diseases, genitourinary medicine and diseases of the environment. It aims to provide a digestible account of modern medicine in a concise, attractive and memorable way. It provides a broad overview of the subject covering all the common medical conditions and leaving out unnecessary detail. By providing essential facts only, the text allows for quick reference and fast learning. Colour illustrations, tables and lists are devices used to help students memorize key points. The format of the book enables it to be carried in a pocket to the bedside or outpatient clinic. Included are details of demographic changes and a chapter on the care of the elderly. A chapter on tropical medicine reflects the importance of tropical and infectious diseases. All the contributors regularly teach medical students both at the bedside and in more formal surroundings. – ISBN 0-443-04595-X. ISBN 978-04-4304-5950

VD IUHM Fonds Hamilton-Garey * cote: HGA 75 * classif.: 10

Feneis, Heinz. – Pocket atlas of human anatomy : based on the International Nomenclature / Heinz Feneis ; transl. arranged by Hans E. Kaiser ; ill. by Gerhard Spitzer. – Stuttgart : G. Thieme, 1976. – VI, 472 p. : ill. ; 19 cm. – (Thieme flexibook). – Trad. de : Anatomisches Bildwörterbuch der internationalen Nomenklatur. – This globally recognized pocket atlas can be used as a comprehensive illustrated dictionary of anatomical structures with standardized Latin and English terminology. At the same time it is an excellent atlas of anatomy in its own right, with illustrations by a prize-winning medical artist. Packed with time-saving, succinct information, it is a must for all students and practitioners of the medical sciences. This new edition contains the most recent update of the "Nomina anatomica" by the Committee on International Nomenclature. – ISBN 3-13-511201-2

VD IUHM Fonds Hamilton-Garey * cote: HGA 59 * classif.: 10

Fick, Rudolf. – Handbuch der Anatomie und Mechanik der Gelenke : unter Berücksichtigung der bewegenden Muskeln / von Rudolf Fick. – Jena : G. Fischer, 1904-1911. – 3 vol. : ill. ; 26 cm. – (Handbuch der Anatomie des Menschen. Bd. 2, Bänder, Gelenke und Muskeln ; 1. Abt)

VD IUHM Fonds Hamilton-Garey * cote: HGA 654/1 * classif.: 10

VD IUHM Fonds Hamilton-Garey * cote: HGA 654/2 * classif.: 10

VD IUHM Fonds Hamilton-Garey * cote: HGA 654/3 * classif.: 10

Fleischl, Ernst von. – Notiz zu der unlängst von Hrn. E. du Bois-Reymond mitgetheilten neuen Beobachtung / von Ernst Fleischl v. Marxow. – In: Archiv für Anatomie und Physiologie, Physiologische Abteilung - Leipzig. – [1886?], p. 112

VD IUHM Fonds Hamilton-Garey * cote: HGA 42 * classif.: 10

Frick, Hans. – Allgemeine Anatomie ; Spezielle Anatomie I : Extremitäten, Rumpfwand / H. Frick, H. Leonhardt, D. Starck. – Stuttgart : G. Thieme, 1977. – XIII, 620 p. : ill. ; 19 cm. – (Taschenlehrbuch der gesamten Anatomie ; Bd 1). – Frick, Leonhardt und Starcks Anatomielehrbuch geht nach dem klassischen Lehrbuchprinzip. Genaue Gliederung der Kapitel nach Körperregionen und dort eine weitere Unterteilung nach makroskopischer und mikroskopischer Anatomie, nach nervöser Innervation und venöser bzw. arterieller Gefäßversorgung. Durch diese klar strukturierte Gliederung ist dem Leser ein leichtes Auffinden und Nachschlagen gesuchter Sachverhalte möglich. Der Lernstoff, den man im Anatomischen Kursus des Medizinstudiums beherrschen muss, wird in den zwei Bänden bis ins kleinste Detail aufgeführt und durch ein reichhaltiges Stichwortverzeichnis am Ende des Buches kann der Leser eigentlich alle anatomischen Suchbegriffe in kurzer Zeit wiederfinden. Dieses Buch ist weiterhin ausgestattet mit einer ganzen Reihe von Schemazeichnungen zu Gefäß-, Nerven- und Muskelverläufen. Diese bestehen allerdings nicht durch die künstlerische Gestaltung, sondern durch die einfache und verständnisvolle Darstellung auch komplizierter Sachverhalte, Die Zeichnungen folgen, wie der knappe aber faktenreiche Text, dem sich durch das ganze Werk ziehende Stil der Verfasser. Vielen wird dieser Stil zu trocken und ideenlos erscheinen, da kaum lebhaft Beispiele oder klinische Bezüge zu finden sind. Deshalb sind die beiden Bände nur für disziplinierte Faktenlerner geeignet, nicht jedoch für Anatomieinteressierte, die Anatomie lebendig und anhand vieler Beispiele vermittelt haben wollen. – ISBN 3-13-356801-9

VD IUHM Fonds Hamilton-Garey * cote: HGA 61/1 * classif.: 10

Frick, Hans. – Allgemeine Anatomie ; Spezielle Anatomie I : Extremitäten, Rumpfwand, Kopf, Hals / H. Frick, H. Leonhardt, D. Starck. – 3., überarb. und erw. Aufl. – Stuttgart ; New York : G. Thieme, 1987. – XV, 842 S. : Abb. ; 19 cm. – (Taschenlehrbuch der gesamten Anatomie ; Bd 1). – Frick, Leonhardt und Starcks Anatomielehrbuch geht nach dem klassischen Lehrbuchprinzip. Genaue Gliederung der Kapitel nach Körperregionen und dort eine weitere Unterteilung nach makroskopischer und mikroskopischer Anatomie, nach nervöser Innervation und venöser bzw. arterieller Gefäßversorgung. Durch diese klar strukturierte Gliederung ist dem Leser ein leichtes Auffinden und Nachschlagen gesuchter Sachverhalte möglich. Der Lernstoff, den man im Anatomischen Kursus des Medizinstudiums beherrschen muss, wird in den zwei Bänden bis ins kleinste Detail aufgeführt und durch ein reichhaltiges Stichwortverzeichnis am Ende des Buches kann der Leser eigentlich alle anatomischen Suchbegriffe in kurzer Zeit wiederfinden. Dieses Buch ist weiterhin ausgestattet mit einer ganzen Reihe von Schemazeichnungen zu Gefäß-, Nerven- und Muskelverläufen. Diese bestehen allerdings nicht durch die künstlerische Gestaltung, sondern durch die einfache und verständnisvolle Darstellung auch komplizierter Sachverhalte, Die Zeichnungen folgen, wie der knappe aber faktenreiche Text, dem sich durch das ganze Werk ziehende Stil der Verfasser. Vielen wird dieser Stil zu trocken und ideenlos erscheinen, da kaum lebhaft Beispiele oder klinische Bezüge zu finden sind. Deshalb sind die beiden Bände nur für disziplinierte Faktenlerner geeignet, nicht jedoch für Anatomieinteressierte, die Anatomie lebendig und anhand vieler Beispiele vermittelt haben wollen. – ISBN 3-13-356803-5

VD IUHM Fonds Hamilton-Garey * cote: HGA 60/1 * classif.: 10

Frick, Hans. – Spezielle Anatomie II : Eingeweide, Nervensystem, Systematik der Muskeln und Leitungsbahnen / H. Frick, H. Leonhardt, D. Starck. – 3., überarb. und erw. Aufl. – Stuttgart ; New York : G. Thieme, 1987. – X, 653 S. : Abb. ; 19 cm. – (Taschenlehrbuch der gesamten Anatomie ; Bd 2). – Frick, Leonhardt und Starcks Anatomielehrbuch geht nach dem klassischen Lehrbuchprinzip. Genaue Gliederung der Kapitel nach Körperregionen und dort eine weitere Unterteilung nach makroskopischer und mikroskopischer Anatomie, nach nervöser Innervation und venöser bzw. arterieller Gefäßversorgung. Durch diese klar strukturierte Gliederung ist dem Leser ein leichtes Auffinden und Nachschlagen gesuchter Sachverhalte möglich. Der Lernstoff, den man im Anatomischen Kursus des Medizinstudiums beherrschen muss, wird in den zwei Bänden bis ins kleinste Detail aufgeführt und durch ein reichhaltiges Stichwortverzeichnis am Ende des Buches kann der Leser eigentlich alle anatomischen Suchbegriffe in kurzer Zeit wiederfinden. Dieses Buch ist weiterhin ausgestattet mit einer ganzen Reihe von Schemazeichnungen zu Gefäß-, Nerven- und Muskelverläufen. Diese bestehen allerdings nicht durch die künstlerische Gestaltung, sondern durch die einfache und verständnisvolle Darstellung auch komplizierter Sachverhalte, Die Zeichnungen folgen, wie der knappe aber faktenreiche Text, dem sich durch das ganze Werk ziehende Stil der Verfasser. Vielen wird dieser Stil zu trocken und ideenlos erscheinen, da kaum lebhaft Beispiele oder klinische Bezüge zu finden sind. Deshalb sind die beiden Bände nur für disziplinierte Faktenlerner geeignet, nicht jedoch für Anatomieinteressierte, die Anatomie lebendig und anhand vieler Beispiele vermittelt haben wollen. – ISBN 3-13-356903-1

VD IUHM Fonds Hamilton-Garey * cote: HGA 60/2 * classif.: 10

Gardner, Ernest. – Anatomy : a regional study of human structure / Ernest Gardner, Donald J. Gray, Ronan O'Rahilly ; ill. by Caspar Henselmann. – 3rd ed. – Philadelphia : W.B. Saunders, 1969. – 812 p. : ill. – ISBN 0-7216-4017-6

VD IUHM Fonds Hamilton-Garey * cote: HGA 44 * classif.: 10

Glenister, Tony William Alphonse. – Anatomy and physiology for nurses / by T. W. A. Glenister and Jean R. W. Ross. – 2nd ed. – London : Heinemann Medical Books, 1974. – x, 606 p. : ill. – ISBN 0-433-12101-7. ISBN 978-04-3312-1015

VD IUHM Fonds Hamilton-Garey * cote: HGA 77 * classif.: 10

Glenister, Tony William Alphonse. – Anatomy and physiology for nurses / by T. W. A. Glenister and Jean R. W. Ross. – London : Heinemann Medical Books, 1965. – 568 p. : ill.

VD IUHM Fonds Hamilton-Garey * cote: HGA 82 * classif.: 10

Glenister, Tony William Alphonse. – Anatomy and physiology for nurses / by T. W. A. Glenister and Jean R. W. Ross. – 3rd ed. – London : William Heinemann Medical Books, 1980. – 630 p. : ill. – ISBN 0-433-12102-5

VD IUHM Fonds Hamilton-Garey * cote: HGA 149 * classif.: 10

Grant, John Charles Boileau. – An atlas of anatomy : by regions : upper limb, abdomen, perineum, pelvis, lower limb [...] / J.C. Boileau Grant. – 6th ed. – Baltimore : Williams and Wilkins, 1972. – 1 vol. (non pag.) fig. ; 29 cm. – ISBN 0-683-03729-3

VD IUHM Fonds Hamilton-Garey * cote: HGA 619 * classif.: 10

Grant's Atlas of Anatomy / [ed. by] James E. Anderson. – 8th ed. – Baltimore ; London : Williams and Wilkins, cop. 1983. – 1 vol. (non pag.) : ill. ; 29 cm. – ISBN 0-683-00211-2

VD IUHM Fonds Hamilton-Garey * cote: HGA 614 * classif.: 10

Grant's dissector. – 10th ed. / . – Baltimore [etc.] : Williams & Wilkins, cop. 1991. – X, 208 p. : ill. ; 28 cm. – Donne en référence les chapitres correspondants du Grant's atlas of anatomy, 9th ed. – Grant's Dissector walks students step by step through dissection procedures in the anatomy lab. Each chapter is consistently organized beginning with a brief study of surface anatomy followed by concise coverage of osteology, presenting important foundational structures that will aid in localization of soft tissue structures. Each dissection unit begins with a "Dissection Overview" providing a guide of what is to be accomplished during the dissection session. This is followed by "Dissection Instructions," with a logical sequence and numbered steps for the dissection. Each dissection concludes with a "Dissection Review" that presents numbered lists of tasks illustrating the important features of the dissection and encouraging the synthesis of information. – ISBN 0-683-09434-3

VD IUHM Fonds Hamilton-Garey * cote: HGA 83 * classif.: 10

Grant's dissector / [ed. by] Eberhardt K. Sauerland. – 8th ed. – Baltimore : Williams & Wilkins, 1978. – 182 p. : ill. – Grant's Dissector walks students step by step through dissection procedures in the anatomy lab. Each chapter is consistently organized beginning with a brief study of surface anatomy followed by concise coverage of osteology, presenting important foundational structures that will aid in localization of soft tissue structures. Each dissection unit begins with a "Dissection Overview" providing a guide of what is to be accomplished during the dissection session. This is followed by "Dissection Instructions," with a logical sequence and numbered steps for the dissection. Each dissection concludes with a "Dissection Review" that presents numbered lists of tasks illustrating the important features of the dissection and encouraging the synthesis of information. – ISBN 0-683-07559-4

VD IUHM Fonds Hamilton-Garey * cote: HGA 85 * classif.: 10

Grant's dissector / [ed. by] Eberhardt K. Sauerland. – 9th ed. – Baltimore : Williams & Wilkins, 1984. – 187 p. : ill. – Grant's Dissector walks students step by step through dissection procedures in the anatomy lab. Each chapter is consistently organized beginning with a brief study of surface anatomy followed by concise coverage of osteology, presenting important foundational structures that will aid in localization of soft tissue structures. Each dissection unit begins with a "Dissection Overview" providing a guide of what is to be accomplished during the dissection session. This is followed by "Dissection Instructions," with a logical sequence and numbered steps for the dissection. Each dissection concludes with a "Dissection Review" that presents numbered lists of tasks illustrating the important features of the dissection and encouraging the synthesis of information. – ISBN 0-683-07560-8

VD IUHM Fonds Hamilton-Garey * cote: HGA 86 * classif.: 10

Grant's method of anatomy : a clinical problem-solving approach. – 11th ed. – Baltimore ; Honk Kong [etc.] : Williams and Wilkins, cop. 1989. – XX, 615 p. : ill. ; 28 cm. – International edition. – New edition of a standard textbook for use in courses in the health sciences. – ISBN 0-683-00374-7. ISBN 0-683-09888-8

VD IUHM Fonds Hamilton-Garey * cote: HGA 496 * classif.: 10

Gray, Henry. – Gray's anatomy / ed. by Peter L. Williams ... [et al.]. – 37th ed. – Edinburgh : Churchill Livingstone, 1989. – 1598 p. : ill. – International student ed. – This latest edition of the definitive system-based anatomy reference book has been fully revised and includes extensive coverage of cell biology and micro-anatomy. It takes into account new developments in the fields of CT and MRI images and advances in cell biology, and provides an understanding of the microvascular anatomy underpinning the use of flaps in plastic surgery. Alterations and additions from the previous edition include more radiological anatomy, more cross-sectional anatomy, some cell biology content now integrated with the relevant systems, new sections on wound healing and tissue repair and an additional section on the evolutionary aspects of anatomy. The bibliography has been greatly expanded and cross-referenced for this edition. – ISBN 0-443-04177-6

VD IUHM Fonds Hamilton-Garey * cote: HGA 464 * classif.: 10

Gray, Henry. – Gray's anatomy : descriptive and applied / ed. by T. B. Johnston and J. Whillis. – 30th ed. (completely reset). – London : Longmans Green, 1949. – 1533 p. : ill. – With 1333 ill. of which 612 are coloured and 48 are X-ray plates

VD IUHM Fonds Hamilton-Garey * cote: HGA 473 * classif.: 10

Green, John Herbert. – An introduction to human anatomy / J.H. Green, P.H.S. Silver. – Oxford : Oxford University Press, 1981. – x, 424 p. : ill. – (Oxford medical publications). – "Companion volume to an introduction to human physiology."-- Pref. – This companion volume to the author's own An Introduction to Human Physiology is aimed primarily at students starting to study human anatomy in physiotherapy, nursing, radiography, pre-clinical medicine, and human biology. It provides a clear, concise introductory text on the structure of the human body and its relation to function and disease, concentrating on showing why things are the way they are. The text is well laid out and interspersed with many illustrations - designed with both understanding and examinations in mind. – ISBN 0-19-261196-8. ISBN 978-01-9261-1963

VD IUHM Fonds Hamilton-Garey * cote: HGA 90 * classif.: 10

Groyer, Friedrich. – Zur vergleichenden Anatomie des Musculus orbitalis und der Musculi palpebrales (tarsales) / von Friedrich Groyer. – Le tiré à part a sa propre pagination (50 p.). – In: Sitzungsberichten der kaiserl. Akademie der Wissenschaften in Wien. Mathem.-naturw. Classe. – Wien. - Bd. CXII(1903), Abt. III, S. [52-100]

VD IUHM Fonds Hamilton-Garey * cote: HGA 608 * classif.: 10

Gruber, Wenzel. – Die supernumerären Brustmuskeln des Menschen / von Wenzel Gruber. – St. Petersburg : Commissionäre der Kaiserlichen Akademie der Wissenschaften, 1860. – 20 p., II leaves of plates : ill. ; 32 cm. – (Mémoires de l'Académie impériale des sciences de St.-Pétersbourg. VIIe série ; t. 3, no. 2)

VD IUHM Fonds Hamilton-Garey * cote: HGA 660 * classif.: 10

Gruber, Wenzel. – Ueber die Halsrippen des Menschen mit vergleichend-anatomischen Bemerkungen / von Wenzel Gruber. – St. Petersburg : [s.n.], 1869. – 52 pages : plates. – (Mémoires de l'Académie impériale des sciences de St. Pétersbourg. Série 7 ; T. 13, no 2)

VD IUHM Fonds Hamilton-Garey * cote: HGA 659 * classif.: 10

VD IUHM Fonds Hamilton-Garey * cote: HGA 659+1 * classif.: 10

Guide to human anatomy / Ronald Philo ... [et al.]. – Philadelphia [etc.] : W. B. Saunders, 1985. – VIII, 335 S. : Ill. ; 26 cm. – ISBN 0-7216-1203-2

VD IUHM Fonds Hamilton-Garey * cote: HGA 73 * classif.: 10

Hafferl, Anton. – Lehrbuch der topographischen Anatomie / von Anton Hafferl. – Berlin : Springer, 1953. – 921 S. : Ill.

VD IUHM Fonds Hamilton-Garey * cote: HGA 483 * classif.: 10

Hall-Craggs, E.C.B. – Anatomy as a basis for clinical medicine / by E.C.B. Hall-Craggs ; ill. by Diane Abeloff. – 2nd ed. – Baltimore ; Munich : Urban and Schwarzenberg, cop. 1990. – 593 S. : Ill. ; 28 cm. – This illustrated text of anatomy integrates clinical examples with the study of gross anatomy. The anatomy needed to perform a general physical exam and a number of investigatory or therapeutic procedures is emphasized. This text is equally suitable for classroom or independent study. – ISBN 0–8067–0872–7 (Baltimore). ISBN 3–541–70872–7 (Munich)

VD IUHM Fonds Hamilton-Garey * cote: HGA 458 * classif.: 10

Heimer, Lennart. – The human brain and spinal cord : functional neuroanatomy and dissection guide / Lennart Heimer. – New York ; Heidelberg [etc.] : Springer-Verlag, cop. 1983. – X, 402 p. : ill. ; 27 cm. – This book was written to serve both as a guide for the dissection of the human brain and as an illustrated compendium of the functional anatomy of the brain and spinal cord. In this sense, the book represents an updated and expanded version of the book *The Human Brain and Spinal Cord* written by the author and published in Swedish by Scandinavian University Books in 1961. The complicated anatomy of the brain can often be more easily appreciated and understood in relation to its development. Some insight about the coverings of the brain will also make the brain dissections more meaningful. Introductory chapters on these subjects constitute Part I of the book. Part 2 is composed of the dissection guide, in which text and illustrations are juxtaposed as much as possible in order to facilitate the use of the book in the dissection room. The method of dissection is similar to dissection procedures used in many medical schools throughout the world, and variations of the technique have been published by several authors including Ivar Broman in the "*Manniskohjarnan*" (*The Human Brain*) published by Gleerups F6rlag, Lund, 1926, and Laszlo Komaromy in "*Dissection of the Brain*," published by Akademiai Kiado, Budapest, 1947. The great popularity of the CT scanner justifies an extra laboratory session for the comparison of nearly horizontal brain sections with matching CT scans. – ISBN 0–387–90741–6 (New York). ISBN 3–540–90740–8 (Berlin pbk)

VD IUHM Fonds Hamilton-Garey * cote: HGA 89 * classif.: 10

Hjortsjoe, Carl-Herman. – Ossa cranii schematica / Carl-Herman Hjortsjö. – Lund : Gleerup, 1961. – 111 pages : illustrations ; 31 cm

VD IUHM Fonds Hamilton-Garey * cote: HGA 295 * classif.: 10

Human anatomy : text and colour atlas / J.A. Gosling [and others]. – 2nd ed. – St. Louis, Mo. : Wolfe, 1993. – 1 volume (various pagings) : illustrations ; 21 cm. – Includes index. – Revised edition of *Atlas of human anatomy with integrated text*. 1985. – An atlas of anatomy with substantial accompanying text. Basic anatomical concepts are explained in the opening chapter and, region by region, the subsequent chapters provide a guide to the topography of the entire human body, male and female. The authors attempt in their approach to the subject to bridge the gap between textbook anatomy and a clear understanding of how people are really put together. Photographs of the human cadaver illustrate human structure as it actually appears. The four-colour guides highlight and clarify the structures and relationships shown in each photograph, and place everything within a standard anatomical framework. The text describes the morphology in detail. – ISBN 0–397–44766–3. ISBN 978–03–9744–7664

VD IUHM Fonds Hamilton-Garey * cote: HGA 91 * classif.: 10

Hyrtrl, Joseph, 1810-1894. – Onomatologia anatomica : Geschichte und Kritik der anatomischen Sprache der Gegenwart : mit besonderer Berücksichtigung ihrer Barbarismen, Widersinnigkeiten, Tropen, und grammatikalischen Fehler / von Joseph Hyrtrl. – Wien : W. Braumüller, 1880. – XVI, 626 p. ; 24 cm

VD IUHM Fonds Hamilton-Garey * cote: HGA 636 * classif.: 10

VD IUHM Fonds Stilling H. * cote: STI 426 * classif.: 10

Inkster, R. G. – The anatomy of the locomotor system : osteology, arthrology, myology / by R.G. Inkster, Robert Walmsley, R.D. Lockhart. – London ; New York : Oxford University Press, 1956. – viii, 105-557, 1561-1604 pages : illustrations ; 26 cm. – (Cunningham's textbook of anatomy ; vol. 2) (Oxford medical publications). – "Reprinted from the ninth edition of *Cunningham's Textbook of anatomy*, edited by J.C. Brash

VD IUHM Fonds Hamilton-Garey * cote: HGA 311 * classif.: 10

Jamieson, Edward Bald. – Illustrations of regional anatomy / [by] E. B. Jamieson. – Edinburgh : E. & S. Livingstone, 1934-36. – 7 v. : plates (part col.) ; 22 cm. – Cover title

VD IUHM Fonds Hamilton-Garey * cote: HGA 163/1 * classif.: 10

VD IUHM Fonds Hamilton-Garey * cote: HGA 163/3 * classif.: 10

VD IUHM Fonds Hamilton-Garey * cote: HGA 163/4 * classif.: 10

VD IUHM Fonds Hamilton-Garey * cote: HGA 163/5 * classif.: 10

Jamieson, Edward Bald. – Illustrations of regional anatomy / E. B. Jamieson. – 2d ed. – Edinburgh : Livingstone, 1937. – 7 volumes : (chiefly color plates) ; 21 cm. – Cover title

VD IUHM Fonds Hamilton-Garey * cote: HGA 355/1 * classif.: 10

VD IUHM Fonds Hamilton-Garey * cote: HGA 355/3 * classif.: 10

VD IUHM Fonds Hamilton-Garey * cote: HGA 355/4 * classif.: 10

VD IUHM Fonds Hamilton-Garey * cote: HGA 355/6 * classif.: 10

VD IUHM Fonds Hamilton-Garey * cote: HGA 355/7 * classif.: 10

Joseph, Jack, 1913-. – Aids to anatomy / by Jack Joseph. – 13th ed. – London : Baillière Tindall, 1984. – 423 p. : ill. – Includes index. – Rev. ed. of: Aids to anatomy / R.J. Last. 12th ed. 1962. – ISBN 0-7020-0960-1 (pbk.). ISBN 978-07-0200-9600 (pbk.)

VD IUHM Fonds Hamilton-Garey * cote: HGA 47 * classif.: 10

Joseph, Jack, 1913-. – Aids to osteology / by J. Joseph. – 7th ed. – London : Baillière Tindall and Cox, 1963. – 203 p. : ill. – (Students' aids series)

VD IUHM Fonds Hamilton-Garey * cote: HGA 499 * classif.: 10

Joseph, Jack, 1913-. – Multiple choice questions in anatomy / J. Joseph. – 2nd ed. – London : Baillière Tindall, 1982. – 139 pages : illustrations ; 22 cm. – Previous edition: 1972. – ISBN 0-7020-0920-2. ISBN 978-07-0200-9204

VD IUHM Fonds Hamilton-Garey * cote: HGA 466 * classif.: 10

Kahle, Werner. – Color atlas and textbook of human anatomy : in 3 volumes / W. Kahle, H. Leonhardt, W. Platzer ; with drawings by Lothar Schnellbacher and Gerhard Spitzer. Vol. 1, Locomotor system / by Werner Platzer. – Stuttgart : G. Thieme, 1978. – X, 426 p. : ill. ; 19 cm. – ISBN 3-13-533301-9

VD IUHM Fonds Hamilton-Garey * cote: HGA 56/1 * classif.: 10

Kahle, Werner. – Color atlas and textbook of human anatomy : in 3 volumes / W. Kahle, H. Leonhardt, W. Platzer ; with drawings by Lothar Schnellbacher and Gerhard Spitzer. Vol. 2, Internal organs / by Helmut Leonhardt. – Stuttgart : G. Thieme, 1978. – VIII, 353 p. : ill. ; 19 cm. – ISBN 3-13-533401-5

VD IUHM Fonds Hamilton-Garey * cote: HGA 56/2 * classif.: 10

Kahle, Werner. – Color atlas and textbook of human anatomy : in 3 volumes / W. Kahle, H. Leonhardt, W. Platzer ; with drawings by Gerhard Spitzer. Vol. 3, Nervous system and sensory organs / by Werner Kahle. – Stuttgart : G. Thieme, 1978. – 352 p. : ill. – ISBN 3-13-533501-1

VD IUHM Fonds Hamilton-Garey * cote: HGA 56/3 * classif.: 10

Keen, John Asaria. – Short manual of regional anatomy : written for the medical student as an aid to a rapid revision of the whole subject / by J. A. Keen. – London : Longmans Green, 1937. – 167 p. : ill.

VD IUHM Fonds Hamilton-Garey * cote: HGA 299 * classif.: 10

Keogh, Bruce. – Normal surface anatomy / Bruce Keogh and Stephen Ebbs ; illustrated by Mike Duffy ; foreword by T.W. Glenister. – London : Heinemann Medical Books, 1984. – viii, 264 p. : ill. – Includes index. – ISBN 0-433-18345-4. ISBN 978-04-3318-3457

VD IUHM Fonds Hamilton-Garey * cote: HGA 50 * classif.: 10

Khaghani, A. – Autonomic nervous system : (anatomy-physiology-pharmacology) / by A. Khaghani, Y. Sadghi. – [S.l.] : S. S. Tchehr, 1983. – 1 vol. : ill.

VD IUHM Fonds Hamilton-Garey * cote: HGA 647 * classif.: 10

Krause, Rudolf. – Entwicklungsgeschichte der häutigen Bogengänge / von Rudolf Krause. – In: Archiv für Mikroskopische Anatomie. – Bonn. - Bd. 35[1890], S. 287-304

VD IUHM Fonds Hamilton-Garey * cote: HGA 415 * classif.: 10

Kronecker, Hugo. – Ueber die sogenannte Anfangszuckung / von Hugo Kronecker und William Stirling. – In: Archiv für Anatomie und Physiologie. Physiologische Abtheilung - Leipzig. – Jg. 1878, S. 395-400

VD IUHM Fonds Hamilton-Garey * cote: HGA 405 * classif.: 10

Kühnel, Wolfgang. – Taschenatlas der Zytologie und mikroskopischen Anatomie für Studium und Praxis / Wolfgang Kühnel. – 6., überarb. u. erw. Aufl. – Stuttgart ; New York : G. Thieme, 1985. – 321 S. : 420 meist farb. Abb. ; 19 cm. – Schnitt für Schnitt ein Hingucker! 750 mikroskopische Aufnahmen mit ausführlichen Bildbeschreibungen Dieser bewährte Taschenatlas bietet mit seinen 750 histologischen und elektronenmikroskopischen Abbildungen von herausragender Qualität einen optimalen Einblick in den Aufbau menschlicher Zellen und Gewebe und in die menschliche Mikroanatomie. Neben allen Präparaten des Histologie-Kurses zeigt dieses Buch viele weitere Aufnahmen und Details - die ideale Ergänzung zu Ihrem Histologie-Lehrbuch. Die präzise Beschreibung der Bilder auf der jeweils gegenüberliegenden Seite weist Sie auf die wichtigsten Merkmale hin. Zahlreiche differenzialdiagnostische Übersichtstabellen helfen Ihnen, Präparate anhand ihrer spezifischen Merkmale schnell zu identifizieren. Durch das handliche Format findet das Buch Platz neben jedem Mikroskop. Dieser Taschenatlas eignet sich besonders für Studierende der Human-, Zahn- und Tiermedizin, für Anatomen, Pathologen und Biologen sowie für die medizinisch-technischen Assistenzberufe. – ISBN 3-13-348606-3

VD IUHM Fonds Hamilton-Garey * cote: HGA 57 * classif.: 10

Kühnel, Wolfgang. – Taschenatlas der Zytologie und mikroskopischen Anatomie : für Studium und Praxis / von W. Kühnel ; begr. von E. von Herrath. – 4., Neubearb. Aufl. – Stuttgart : G. Thieme, 1978. – 266 p. : ill. ; 19 cm. – Flexibles Taschenbuch. – Schnitt für Schnitt ein Hingucker! 750 mikroskopische Aufnahmen mit ausführlichen Bildbeschreibungen Dieser bewährte Taschenatlas bietet mit seinen 750 histologischen und elektronenmikroskopischen Abbildungen von herausragender Qualität einen optimalen Einblick in den Aufbau menschlicher Zellen und Gewebe und in die menschliche Mikroanatomie. Neben allen Präparaten des Histologie-Kurses zeigt dieses Buch viele weitere Aufnahmen und Details - die ideale Ergänzung zu Ihrem Histologie-Lehrbuch. Die präzise Beschreibung der Bilder auf der jeweils gegenüberliegenden Seite weist Sie auf die wichtigsten Merkmale hin. Zahlreiche differenzialdiagnostische Übersichtstabellen helfen Ihnen, Präparate anhand ihrer spezifischen Merkmale schnell zu identifizieren. Durch das handliche Format findet das Buch Platz neben jedem Mikroskop. Dieser Taschenatlas eignet sich besonders für Studierende der Human-, Zahn- und Tiermedizin, für Anatomen, Pathologen und Biologen sowie für die medizinisch-technischen Assistenzberufe. – ISBN 3-13-348604-7

VD IUHM Fonds Hamilton-Garey * cote: HGA 55 * classif.: 10

Lachman, Ernest. – Case studies in anatomy / Ernest Lachman. – New York : Oxford University Press, 1965. – xii, 238 p. : illus. ; 21 cm.

VD IUHM Fonds Hamilton-Garey * cote: HGA 48 * classif.: 10

Langman, Jan. – Medizinische Embryologie : die normale menschliche Entwicklung und ihre Fehlbildungen / Jan Langman. – 7., überarb. und erw. Aufl. – Stuttgart [etc.] : Thieme, 1985. – 438 S. : Ill. ; 19 cm. – (Taschenlehrbuch der gesamten Anatomie mit Schlüssel zum Gegenstandskatalog ; Bd. 4). – ISBN 3-13-446607-4

VD IUHM Fonds Hamilton-Garey * cote: HGA 58 * classif.: 10

Lewis, Stephen. – An anatomical wordbook / Stephen Lewis. – London ; Boston : Butterworth-Heinemann, 1990. – ix, 134 p. – Anatomy is a science which, to many of its students, is couched in words which are difficult to understand, being drawn from other languages, cultures and eras. Many have found a breakthrough in comprehension of the subject through a fuller understanding of its terminology since the words used are merely simple descriptions of anatomical structures but in an unfamiliar language. It is the aim of this book to provide all who study anatomy with a simple reference guide to such words in order that their comprehension of the subject may be enhanced. This is not simply a dictionary of anatomical words, although there is a central alphabetical glossary. Rather, numerous words have been omitted from this glossary and grouped together by common themes into a series of relatively short sections at the front of the book. In this way, cross-referencing within these themes is made much easier since all related entries are in one place. The list of contents is a very necessary indicator and guide to the location of word. Numerous anatomical structures additionally bear the name of a person with whom they have become associated. Although the use of eponyms is now discouraged, their use is not extinct and so a list is provided at the end. – ISBN 0-7506-1023-9. ISBN 978-07-5061-0230

VD IUHM Fonds Hamilton-Garey * cote: HGA 52 * classif.: 10

Lichtenfels, Rudolf. – Beobachtungen über die Gesetze des Ganges der Pulsfrequenz und Körperwärme in den normalen Zuständen so wie unter dem Einflusse bestimmter Ursachen / von Rudolf Lichtenfels und Rudolf Fröhlich. – Wien : [s.n.], 1852. – 1 vol. (42 p.) ; 3 pl. ; In-fol. – Sonderabdruck aus den Denkschriften der Kaiserl. Akademie

VD IUHM Fonds Hamilton-Garey * cote: HGA 663 * classif.: 10

Lindner, Harold H. – Clinical anatomy / Harold H. Lindner ; ill. by Laurel V. Schaubert. – Norwalk Conn. ; San Mateo Calif. : Appleton & Lange, cop. 1989. – 690 p. : ill. ; 26 cm. – (A Lange medical book). – ISBN 0–8385–1259–3

VD IUHM Fonds Hamilton-Garey * cote: HGA 628 * classif.: 10

Lumley, John S.P. – Essential anatomy / by J. S. P. Lumley, J. L. Craven, J. T. Aitken. – Edinburgh : E. & S. Livingstone, 1965. – 357 p. : ill.

VD IUHM Fonds Hamilton-Garey * cote: HGA 476 * classif.: 10

Lumley, John S.P. – Essential anatomy, and some clinical applications / J.S.P. Lumley, J.L. Craven, J.T. Aitken. – 3rd ed. – Edinburgh [etc.] : Churchill Livingstone, 1980. – XI, 480 p. : ill. ; 22 cm. – This edition includes expanded details on the cell and its genetic mechanisms and a revised descriptive anatomy of the central nervous system. More clinical aspects of anatomy have been added throughout the book. The chapter on embryology has been removed, though synopses of embryological development that refer to specific organs have been included where suitable. In addition, developments in imaging techniques have involved substantial changes in the illustrations. The authors have tried to produce a book combining brevity and a methodical approach to the subject, by the describing structures in a consistent manner. – A pour complément : MCQs in anatomy / J.S.P. Lumley, J.L. Craven, J.T. Aitken. – ISBN 0–443–02003–5

VD IUHM Fonds Hamilton-Garey * cote: HGA 475 * classif.: 10

Lumley, John S.P. – Essential anatomy, and some clinical applications / J.S.P. Lumley, J.L. Craven, J.T. Aitken. – 2nd ed., repr. – Edinburgh : Churchill Livingstone, 1978. – 428 p. : ill. – A pour complément : MCQs in anatomy / J.S.P. Lumley, J.L. Craven, J.T. Aitken. – ISBN 0–443–01181–8

VD IUHM Fonds Hamilton-Garey * cote: HGA 94 * classif.: 10

MacGregor, Alexander Lee. – A synopsis of surgical anatomy / by Alexander Lee McGregor. – 8th ed. – Bristol : J. Wright, 1957. – 808 p. : ill. – A fundamental knowledge of anatomy is essential to the surgeon who wishes to operate with skill, dexterity, gentleness, and unhurried ease. This fundamental knowledge of anatomy does not include a detailed mastery of a galaxy of impractical anatomical facts but rather requires an understanding of certain embryological and anatomical data directly related to clinical surgery. The choice of material which will be most valuable to the surgeon must be carefully selected, and its presentation must clarify clinical problems and surgical approaches.

VD IUHM Fonds Hamilton-Garey * cote: HGA 494 * classif.: 10

Macminn, Robert Matthew Hay. – A colour atlas of human anatomy / R.M.H. McMinn, R.T. Hutchings. – [Smaller-size version]. – London : Wolfe Medical Publ., 1985. – 351 p. : ill. ; 22 cm. – This is a revised and redesigned second edition of McMinn's "A Colour Atlas of Human Anatomy", first published in 1977. This edition retains many of the original features - all structures are life-size, and the work contains not only dissections but bones, surface anatomy and radiographic material from the skull to the feet, including the brain. New features include 125 new photographs, 80 new dissections to replace some of the older museum examples, a new labelling system, more up-to-date imaging techniques with greater use of CT scans, ultrasound, monochrome X-rays and MRI and updated notes and references. Short commentaries on individual specimens are now also included. The introduction has been extended to include full colour photographs of the complete skeleton, veins and muscle structures. The appendix at the back of the book contains reference lists of vessels, nerves, muscles and skull foramina, with illustrations of the whole skeleton and of the principal vessels and nerves. The book is aimed at students of anatomy world-wide, pre-clinical, medical and dental students, post-graduate surgical students, nurses and paramedics, students of physical education, lawyers, embalmers and human biology teachers. There is also an accompanying slide set. Published simultaneously with "A Colour Atlas of Human Dissection" by Colin Chumbley and Ralph Hutchings, the two works are cross-referenced throughout. – ISBN 0–7234–0882–3

VD IUHM Fonds Hamilton-Garey * cote: HGA 318 * classif.: 10

Macminn, Robert Matthew Hay. – A colour atlas of human anatomy / R.M.H. McMinn, R.T. Hutchings. – 2nd ed. [completely rev., Smaller-size version]. – London : Wolfe Medical Publ., 1988. – 358 p. : ill. ; 22 cm. – (Wolfe medical atlases). – ISBN 0–7234–1533–1. ISBN 978–07–2341–5336

VD IUHM Fonds Hamilton-Garey * cote: HGA 627 * classif.: 10

Macminn, Robert Matthew Hay. – Functional anatomy of the digestive system / R. M. H. McMinn and M. H. Hobdell. – Tunbridge Wells : Pitman Medical, 1974. – xi, 239 p. : ill. ; 25 cm. – Includes index. – ISBN 0–273–00123–X : £2.90

VD IUHM Fonds Hamilton-Garey * cote: HGA 65 * classif.: 10

A **manual** of human anatomy / by J. T. Aitken [and others]. – Edinburgh : Livingstone, 1956-57. – 5 v. : ill.

VD IUHM Fonds Hamilton-Garey * cote: HGA 357/1 * classif.: 10

VD IUHM Fonds Hamilton-Garey * cote: HGA 357/2 * classif.: 10

VD IUHM Fonds Hamilton-Garey * cote: HGA 357/3 * classif.: 10

VD IUHM Fonds Hamilton-Garey * cote: HGA 357/4 * classif.: 10

VD IUHM Fonds Hamilton-Garey * cote: HGA 357/5 * classif.: 10

A **manual** of human anatomy / by J. T. Aitken ... [et al.]. – 2nd ed. – Edinburgh : E & S. Livingstone, 1964-1967. – 5 vol. : ill.

VD IUHM Fonds Hamilton-Garey * cote: HGA 593/5 * classif.: 10

Martini, Frederic. – Human anatomy / Frederic H. Martini, Michael J. Timmons ; with William C. Ober, art coordinator and illustrator ; Claire W. Garrison, illustrator ; Kathleen Welch, clinical consultant ; Ralph T. Hutchings, biomedical photographer. – 2nd ed. – Upper Saddle River, N.J. : Prentice Hall, c1997. – xxxii, 844 p. : ill. (some col.) ; 31 cm. – Includes index. – A comprehensive introduction to human anatomy for students majoring in biology or fulfilling prerequisites for nursing, allied health, or pre-med programs. The book's art programme combines award-winning medical illustrations by William Ober, MD and cadaver and bone photos by the renowned biomedical photographer Ralth Hutchings. The text also includes innovative pedagogical elements. – ISBN 0-13-267691-5

VD IUHM Fonds Hamilton-Garey * cote: HGA 536 * classif.: 10

Massie, Grant. – Surgical anatomy / by Grant Massie. – 4th ed. – London : Churchill, 1944. – 440 p. : ill. – (Churchill's empire series)

VD IUHM Fonds Hamilton-Garey * cote: HGA 470 * classif.: 10

Milford, Lee. – Retaining ligaments of the digits of the hand : gross and microscopic anatomic study / [by] Lee W. Milford, Jr. – Philadelphia : W. B. Saunders Co., 1968. – viii, 60 p. : illus. (part col.) ; 26 cm

VD IUHM Fonds Hamilton-Garey * cote: HGA 456 * classif.: 10

Mitchell, George A.G. – Basic anatomy / By G. A. G. Mitchell and E. L. Patterson. – Edinburgh : E. & S. Livingstone, 1954. – viii, 438 p. : ill.

VD IUHM Fonds Hamilton-Garey * cote: HGA 320 * classif.: 10

Mitchell, George A.G. – Basic anatomy / G. A. G. Mitchell, E. L. Patterson. – 2nd ed. – Edinburgh : E. & S. Livingstone, 1967. – VIII, 623 S. : ill

VD IUHM Fonds Hamilton-Garey * cote: HGA 457 * classif.: 10

Moffat, David Burns. – Lecture notes on anatomy / D.B. Moffat. – 2nd ed. – Oxford ; Boston : Blackwell Scientific Publications, 1993. – viii, 416 p. : ill. – (The lecture note series). – Includes index. – This book attempts to help the student cope with the huge amount of factual knowledge required in anatomy. It is written in an informal and user-friendly style, stressing important features and omitting "small print". The author has many years of experience as an examiner and particularly stresses the most common errors in answering examination questions. The presentation is highly visual, with useful mnemonics and clear line drawings which the student can reproduce without great difficulty. This popular Lecture Notes volume has been completely revised and updated with replacement or revision of many of the illustrations. The coverage of applied anatomy and embryology has been expanded for the benefit of FRCS candidates. – ISBN 0-632-03696-6. ISBN 978-06-3203-6967

VD IUHM Fonds Hamilton-Garey * cote: HGA 76 * classif.: 10

Moore, Keith Lean. – Clinically oriented anatomy / Keith L. Moore ; ill. primarily by Dorothy Chubb, Nancy Joy, and Nina Kilpatrick. – Baltimore : Williams & Wilkins, 1980. – 185 p. : ill. – Clinically Oriented Anatomy provides first-year medical students with the clinically oriented anatomical information that they need in study and practice. This best-selling anatomy textbook is renowned for its comprehensive coverage of anatomy, presented as it relates to the practice of medicine, dentistry, and physical therapy

VD IUHM Fonds Hamilton-Garey * cote: HGA 80 * classif.: 10

Murphy, Thomas Roy. – Practical human anatomy : laboratory handbook and pictorial guide / T.R. Murphy. – London : Lloyd-Luke (Medical Books) Ltd., 1981-1982. – 5 v. : ill. – ISBN 0–85324–155–4 (section 1). ISBN 0–85324–159–7 (section 2). ISBN 0–85324–160–0 (section 3). ISBN 0–85324–161–9 (section 4). ISBN 0–85324–162–7 (section 5)

VD IUHM Fonds Hamilton-Garey * cote: HGA 88/1 * classif.: 10

VD IUHM Fonds Hamilton-Garey * cote: HGA 88/2 * classif.: 10

VD IUHM Fonds Hamilton-Garey * cote: HGA 88/3 * classif.: 10

VD IUHM Fonds Hamilton-Garey * cote: HGA 88/4 * classif.: 10

VD IUHM Fonds Hamilton-Garey * cote: HGA 88/5 * classif.: 10

Murphy, Thomas Roy. – Regional anatomy : multiple choice questions for self-assessment and self-improvement / T. R. Murphy. – London : Lloyd-Luke, 1978. – 158 p. : ill. – ISBN 0–85324–134–1. ISBN 978–08–5324–1348

VD IUHM Fonds Hamilton-Garey * cote: HGA 78 * classif.: 10

Neal, Herbert Vincent. – Comparative anatomy / by Herbert V. Neal and Herbert W. Rand. – Philadelphia : Blakiston, 1936. – xxi, 739 p. : ill.

VD IUHM Fonds Hamilton-Garey * cote: HGA 298 * classif.: 10

Netter, Frank Henry. – Atlas of human anatomy / by Frank H. Netter ; Sharon Colacino, consulting ed. – 7th printing. – Summit NJ : Ciba-Geigy, 1994. – 514, 36 p. : ill. – ISBN 0–914168–19–3

VD IUHM Fonds Hamilton-Garey * cote: HGA 626 * classif.: 10

Olivier, Georges. – Tête & cou : figures commentées à l'usage des étudiants de 2e année de médecine / par Georges Olivier. – Paris : G. Doin, 1957. – 195 p. : ill.

VD IUHM Fonds Hamilton-Garey * cote: HGA 53 * classif.: 10

Pansky, Ben. – Review of gross anatomy / [Ben Pansky, Earl Lawrence House] ; [ill. by Ben Pansky]. – 2nd ed. – [New York] : Macmillan ; London : Collier-Macmillan, cop. 1969. – XIII, 494 p. : fig. ; 26 cm. – Both students and practitioners needing a visual review of the fundamentals of regional anatomy have turned to this work for more than 30 years. Many illustrations are now colour-enhanced to show arteries, nerves, veins and lymphatic drainage. The outline format text on the left-hand pages corresponds to the illustrations presented on the right-hand pages. The written material is functionally oriented and clinically informative, and stresses the need for understanding the essentials of anatomy. Over 1000 original line drawings provide a multifaceted, three-dimensional effect, emphasizing the beauty and function of the body.

VD IUHM Fonds Hamilton-Garey * cote: HGA 383 * classif.: 10

Parsons, Frederick Gymer. – Practical anatomy : the student's dissecting manual / by F.G. Parsons and William Wright. – London : E. Arnold, 1912. – 2 volumes : illustrations

VD IUHM Fonds Hamilton-Garey * cote: HGA 472/2 * classif.: 10

Piolino, Georges. – Contribution à l'étude des veines de la face dorsale de la main : étude d'anatomie comparée / Georges Piolino. – [S.l.] : [s.n.], 1958 (Colmar : Impr. Alsatia). – 50 p. : ill. ; 24 cm. – Th. Méd. Lausanne, 1957. – Thèse. Biologie. Médecine. 1958. – Tiré à part de: Archives d'anatomie, d'histologie et d'embryologie normales et expérimentales. – 1957, t. 40, fasc. 1/8

VD IUHM Fonds Hamilton-Garey * cote: HGA 230 * classif.: 10

Popoff, Nicolas. – L'ovule mâle et le tissu interstitiel du testicule chez les animaux et chez l'homme / Nicolas Popoff. – Liège : Impr. H. Vaillant-Carmanne, 1909. – 72 p. : ill. ; 8°. – Th. méd. Lausanne. – Thèse. Biologie. Médecine. 1909. – Tiré à part de: Archives de biologie ; t. 24

VD IUHM Fonds Hamilton-Garey * cote: HGA 635 * classif.: 10

VD IUHM Fonds Hamilton-Garey * cote: HGA 635+1 * classif.: 10

VD IUHM Institut Galli-Valerio * cote: MVT 56.3.13 * classif.: TH

Potter, Guy D. – Sectional anatomy and tomography of the head / Guy D. Potter. – London : W. Heinemann Medical Books, 1971. – 334 p. : ill. – La page de titre porte en plus: An atlas of the normal sectional anatomy of the head, consisting of radiographs of 145 sections (each section 1 mm thick) of four human heads sectioned at every millimeter ; one head sectioned coronally (frontally), one laterally, a third axially, and a fourth obliquely. Each section is discussed, and the structures contained therein identified on 145 line drawings. Also presented are 169 hypocycloidal tomograms which were obtained at every millimeter when the heads were intact. – Sectional anatomy and tomography of the head focuses on the anatomical section of the head and its description. It discusses the slowly developing appearance of the head which includes the face, orbit, ears, sinuses, and base of the skull. It addresses the functions and structures of such parts. Some of the topics covered in the book are the anatomic section, radiographs, line drawings, and tomography of the coronal head, the lateral head, axial head, and oblique head. The frontal, lateral, axial, and oblique positions of the head are covered. A study of the axial features of the head is also presented. A chapter is devoted to the bone structures of the oblique area of the head. Another section focuses on the description of orbit, optic canal, nasal fossa, and temporal bone. The book can provide useful information to doctors, neurosurgeons, students, and researchers. – ISBN 0–8089–0700–X

VD IUHM Fonds Hamilton-Garey * cote: HGA 481 * classif.: 10

Prezbindowski, Kathleen Schmidt. – Learning guide : Principles of Anatomy and physiology, ninth edition, Gerald J. Tortora, Sandra Reynolds Grabowski / Kathleen Schmidt Prezbindowski. – New York ; Chichester : Wiley, c2000. – 708 p. : ill. – A solid scientific presentation of the principles of the human structure and function! The outstanding illustration program and innovative learning features frame a superb balance between anatomy and physiology that emphasizes correlations between normal physiology and pathophysiology, normal anatomy and pathology, and homeostasis and homeostatic imbalances. Designed specifically to fit the needs of students with different learning styles, this well-received Learning Guide helps students to more closely examine important concepts through a variety of activities and exercises. The 29 chapters in the Learning Guide parallel those of Tortora's "Principles of Anatomy & Physiology, 11th Edition" and include many activities, quizzes and tests for review and study. Tortora's Principles of Anatomy & Physiology, 11th Edition, the highly acclaimed, widely used book, provides a superb balance between structure and function, emphasizing the correlations between normal physiology and pathophysiology, normal anatomy and pathology, and homeostasis and homeostatic imbalances. The Eleventh Edition now fully integrates this exceptional text with a host of innovative electronic media, setting the standard once again for a rewarding and successful learning experience. Principles of Anatomy and Physiology has been the market leading text through many editions due to its solid scientific presentation of the principles of the human structure and function. Equally important has been the pioneering and continually evolving efforts of the authors to develop an outstanding illustration program and innovative pedagogical features that promote understanding. The product of years of teaching experience, this text provides a superb balance between anatomy and physiology while emphasizing correlation between normal physiology and pathophysiology, normal anatomy and pathology, and homeostasis and homeostatic imbalances. – ISBN 978–04–7137–4671

VD IUHM Fonds Hamilton-Garey * cote: HGA 64 * classif.: 10

Recent advances in anatomy / editor, M.C. Vaidya. – New Delhi : Macmillan India, 1989. – xvi, 272 pages : illustrations. – The book covers the scientific papers presented at the first Afro-Asia Oceania Congress of Anatomists on morphosciences, growth and development, IV fertilization, teratology and other topics. It displays an effective coordination between basic and applied. – ISBN 0–333–92936–5. ISBN 978–03–3392–9360

VD IUHM Fonds Hamilton-Garey * cote: HGA 459 * classif.: 10

Recent advances in anatomy / ed. by F. Goldby and R. J. Harrison. – 2nd series. – London : J. & A. Churchill, 1961. – 477 p. : ill.

VD IUHM Fonds Hamilton-Garey * cote: HGA 477 * classif.: 10

Regional anatomy illustrated / J.W. Smith ... [et al.]. – Edinburgh [etc.] : Churchill Livingstone, 1983. – IX, 585 p. : ill. ; 28 cm. – ISBN 0–443–01615–1

VD IUHM Fonds Hamilton-Garey * cote: HGA 79 * classif.: 10

Rengel Sánchez, Luis. – Manual de disección y dibujo anatómico / Luis Rengel Sanchez y Ekkehard Kleiss. – Mérida : Univ. de los Andes, 1954-1959. – 2 vol. : ill. – (Publicaciones de la Dirección de Cultura de la Universidad de los Andes ; no. 67)

VD IUHM Fonds Hamilton-Garey * cote: HGA 372/1 * classif.: 10

VD IUHM Fonds Hamilton-Garey * cote: HGA 372/2 * classif.: 10

Rex, Hugo. – Ueber das Mesoderm des Vorderkopfes der Ente / von Hugo Rex. – In: Archiv für Mikroskopische Anatomie und Entwicklungsgeschichte. – Bonn. - Bd. 50(1897), S. 72-110

VD IUHM Fonds Hamilton-Garey * cote: HGA 420 * classif.: 10

Rohen, Johannes Wilhelm. – Human anatomy : photographic atlas of systematic and regional anatomy / by Johannes W. Rohen and Chihiro Yokochi. – 3rd ed. – Stuttgart : Schattauer, 1994. – 484 p. : ill. – Traduit de: Anatomie des Menschen. – En tête de la page de titre: "Coeditions in 11 languages". – In this photographic atlas, anatomical relationships are portrayed exactly as they appear to students on the dissection course and to the surgeon in the operating theatre. Instructive diagrams complement the photographs, explain the structures and make learning and recognition easier. The approach is based on the functional aspects of the organ systems that are shown, with the aid of expert preparations, in layers from the outside inwards as in a dissection. The third edition contains almost 100 new photographs supplemented in many places by more CT and MR images. – ISBN 3-7945-1502-1

VD IUHM Fonds Hamilton-Garey * cote: HGA 45 * classif.: 10

Rosse, Cornelius. – Hollinshead's textbook of anatomy / Cornelius Rosse, Penelope Gaddum-Rosse. – 5th ed. – Philadelphia ; New York : Lippincott-Raven, cop. 1997. – XII, 902 p. : ill. ; 29 cm. – ISBN 0-397-51256-2

VD IUHM Fonds Hamilton-Garey * cote: HGA 319 * classif.: 10

Roy, I. C. – Rough notes on human osteology / by I. C. Roy. – Lucknow : American Mission Press, 1877. – 193 p. : 1 pl.

VD IUHM Fonds Hamilton-Garey * cote: HGA 471 * classif.: 10

Shellshear, Joseph L. – Surveys of anatomical fields / [by] Joseph L. Shellshear and N. W. G. MacIntosh. – Sydney : Grahame, 1949. – 172 p. : ill.

VD IUHM Fonds Hamilton-Garey * cote: HGA 51 * classif.: 10

Sinclair, David Cecil. – An introduction to functional anatomy / by David Sinclair. – 3rd ed. – Oxford : Blackwell, 1966. – 466 p. : illus.

VD IUHM Fonds Hamilton-Garey * cote: HGA 303 * classif.: 10

Sinclair, David Cecil. – A student's guide to anatomy / David Sinclair. – Oxford : Blackwell Scientific Publ., 1961. – 91 p. : ill.

VD IUHM Fonds Hamilton-Garey * cote: HGA 487 * classif.: 10

Sisson, Septimus. – The anatomy of the domestic animals / by Septimus Sisson ; rev. by James Daniels Grossman. – 3rd ed., rev. – Philadelphia : W.B. Saunders, 1947. – 930 p. : ill. ; 27 cm

VD IUHM Fonds Hamilton-Garey * cote: HGA 171 * classif.: 10

Snell, Richard S. – Clinical anatomy for medical students / Richard S. Snell. – Boston : Little Brown, 1973. – 909 p. : ill. – This thoroughly updated, user-friendly text teaches students about basic clinical anatomy and helps them prepare for the anatomy section of the USMLE. As a pedagogical tool to simplify the learning process, more tables have been added. Also new to this edition are: end of chapter questions that follow the National Board test format; a focus on anatomical areas that are commonly traumatized due to auto accidents, gunshot and knife wounds; and greater emphasis on pediatric anatomy. Embryological explanations about congenital defects also have been added. Chapters are organized by body region, from body surfaces to deep structures. Each chapter contains a clinical example, chapter outline, chapter objectives, clinical notes, problem-solving, and questions.

VD IUHM Fonds Hamilton-Garey * cote: HGA 43 * classif.: 10

Snell, Richard S. – Clinical anatomy for medical students / Richard S. Snell. – 4th ed. – Boston : Little Brown, 1992. – 1059 p. : ill. – This thoroughly updated, user-friendly text teaches students about basic clinical anatomy and helps them prepare for the anatomy section of the USMLE. As a pedagogical tool to simplify the learning process, more tables have been added. Also new to this edition are: end of chapter questions that follow the National Board test format; a focus on anatomical areas that are commonly traumatized due to auto accidents, gunshot and knife wounds; and greater emphasis on pediatric anatomy. Embryological explanations about congenital defects also have been added. Chapters are organized by body region, from body surfaces to deep structures. Each chapter contains a clinical example, chapter outline, chapter objectives, clinical notes, problem-solving, and questions. – ISBN 978-03-1680-2383

VD IUHM Fonds Hamilton-Garey * cote: HGA 62 * classif.: 10

Stibbe, Edward Philip. – Aids to anatomy (pocket anatomy) / by Edward P. Stibbe. – 10th ed. – London : Baillière, Tindall and Cox, 1940. – vii, 369 p. : ill. – (Students' aid series). – 3rd-8th eds. / by Edward Cotterell ; 9th ed. / by C. H. Fagge. – 6th-9th eds. have title: The pocket anatomy. – Covers anatomy from joints to muscles, vascular system to veins, lymphatic to nervous systems, sense organs, digestive organs, male and female organs, glands, etc.

VD IUHM Fonds Hamilton-Garey * cote: HGA 68 * classif.: 10

Tandler, Julius. – Lehrbuch der systematischen Anatomie / von Julius Tandler. Bd. 1, Knochen-, Gelenk- und Muskellehre. – 2. Aufl. – Leipzig : F.C.W. Vogel, 1926. – 1 Bd

VD IUHM Fonds Hamilton-Garey * cote: HGA 638 * classif.: 10

Textbook of human anatomy / by J.D. Boyd [and others] ; edited by W.J. Hamilton. – London : Macmillan ; New York : St. Martin's Press, 1956, 1966 printing. – 1022 pages : illustrations ; 26 cm. – "Reprinted, with corrections... 1966." – Includes index. – Previously entered under W.J. Hamilton, ed

VD IUHM Fonds Hamilton-Garey * cote: HGA 40 * classif.: 10

Textbook of human anatomy / by J.D. Boyd ... [et al.] ; ed. by W.J. Hamilton. – London : Macmillan ; New York : St. Martin's Press, 1956. – 1022 p. : ill.

VD IUHM Fonds Hamilton-Garey * cote: HGA 480 * classif.: 10

Thilo, Otto. – Die Entstehung der Luftsäcke bei den Kugelfischen / von Otto Thilo. – In: Anatomischer Anzeiger. – Jena. - Bd.16(1899), Nr. 3/4, S. 74-87

VD IUHM Fonds Hamilton-Garey * cote: HGA 445 * classif.: 10

Thomson, Arthur. – A handbook of anatomy for art students / by Arthur Thomson. – 4th ed. – Oxford : Clarendon Press, 1915. – 459 p. : ill. – Numerous photos and sketches of male and female figures complete this accurate guide to human anatomy. Students at all levels will appreciate its thorough coverage of every bodily region. Subjects include posture and walking, bones and joints, structure of the leg and foot, facial expressions, rules of proportion, and much more.

VD IUHM Fonds Hamilton-Garey * cote: HGA 489 * classif.: 10

Tischendorf, Friedrich. – Makroskopisch-anatomischer Kurs : Präparieranleitung mit topographisch-klinischen Hinweisen / von Friedrich Tischendorf. – 2., bearb. Aufl. – Stuttgart : G. Fischer, 1976. – 220 p. : ill. – (Gustav-Fischer-Taschenbücher). – ISBN 3-437-00212-0

VD IUHM Fonds Hamilton-Garey * cote: HGA 84 * classif.: 10

Todd, Mary E. – Concise anatomy / Mary E. Todd, G.M. Wyburn. – 2d ed. – Edinburgh : Churchill Livingstone ; New York : Distributed by Longman, 1974. – 349 p. : ill. ; 19 cm. – First ed. by G.M. Wyburn, J.G. Warbrick and Mary E. Todd. – Includes index. – ISBN 0-443-01121-4. ISBN 978-04-4301-1214

VD IUHM Fonds Hamilton-Garey * cote: HGA 38 * classif.: 10

Töndury, Gian. – Angewandte und topographische Anatomie : ein Lehrbuch für Studierende und Ärzte / von G. Töndury. – 3., überarb. und erw. Aufl. – Stuttgart : G. Thieme, 1965. – XV, 657 S. : Ill. ; 27 cm

VD IUHM Fonds Hamilton-Garey * cote: HGA 63 * classif.: 10

Tompsett, D.H. – Anatomical techniques / by D. H. Tompsett ; Foreword by Cecil Wakeley ; Historical introd. by J. Dobson. – 2d ed. – Edinburgh : E. & S. Livingstone, 1970. – xvii, 283 p. : illus. (part col.) ; 26 cm. – ISBN 0-443-00717-9

VD IUHM Fonds Hamilton-Garey * cote: HGA 460 * classif.: 10

Tortora, Gerard J. – Principles of anatomy and physiology / Gerard J. Tortora, Bryan Derrickson. – 11th ed. – Hoboken, N.J. : J. Wiley, 2006. – 1146 p. : ill. – Un fasc. (A brief atlas of the skeleton, surface anatomy and selected medical images) est offert avec ce volume. – The eleventh edition of Principles of Anatomy and Physiology marks a new milestone in the publication of the phenomenally successful Principles of Anatomy and Physiology. Bryan Derrickson of Valencia Community College in Orlando, Florida joins Jerry Tortora as a co-author, bringing his background and expertise in physiology in balance with Jerry's focus on anatomy. The authors have maintained in the text the superb balance between structure and function and continue to emphasize the correlations between normal physiology and pathophysiology, normal anatomy and pathology, and homeostasis and homeostatic imbalances. The acclaimed illustration program is now even better thanks to the input of hundreds of professors and students and the re-development of many of the figures depicting the toughest topics for students to grasp. The eleventh edition now fully integrates this exceptional text with a host of innovative electronic media, setting the standard once again for a rewarding and successful classroom experience for both students and instructors. – A pour suppl.: A brief atlas of the skeleton, surface anatomy and selected medical images / Gerard J. Tortora. – ISBN 0-471-71871-8 (WIE). ISBN 0-471-68934-3 (USA). ISBN 978-04-7168-9343

VD IUHM Fonds Hamilton-Garey * cote: HGA 488 * classif.: 10

Tortora, Gerard J. – Principles of anatomy and physiology / Gerard J. Tortora, Sandra Reynolds Grabowski. – 9th ed. – New York : J. Wiley, 2000. – 1 vol. (pagination multiple) : ill. + 1 CD-Rom. – Principles of Anatomy and Physiology has been the market leading text through many editions due to its solid scientific presentation of the principles of the human structure and function. Equally important has been the pioneering and continually evolving efforts of the authors to develop an outstanding illustration program and innovative pedagogical features that promote understanding. The product of years of teaching experience, this text provides a superb balance between anatomy and physiology while emphasizing correlation between normal physiology and pathophysiology, normal anatomy and pathology, and homeostasis and homeostatic imbalances. – ISBN 0-471-36692-7

VD IUHM Fonds Hamilton-Garey * cote: HGA 46 * classif.: 10

Triepel, Hermann. – Die anatomischen Namen : ihre Ableitung und Aussprache : mit einem Anhang : biographische Notizen / von Hermann Triepel. – 5. verb. Aufl. – Wiesbaden : J.F. Bergmann, 1914. – 100 p.

VD IUHM Fonds Hamilton-Garey * cote: HGA 384 * classif.: 10

Vincent, Pierre. – Le corps humain : [anatomie, physiologie, hygiène] : [concours d'admission dans les écoles d'infirmières, sages-femmes, pédicures et professions para-médicales] / P. Vincent. – Paris : Libr. Vuibert, 1973. – 296 p.

VD IUHM Fonds Hamilton-Garey * cote: HGA 71 * classif.: 10

Weinmann, Joseph P. – Bone and bones : fundamentals of bone biology / by Joseph Weinmann and Harry Sicher. – St. Louis : C.V. Mosby, 1947. – 464 p. : ill. ; 26 cm. – Filled with magnificent photo-micrographs whose detail and definition is such that the various structures stand out from each other in superb clarity. This applies to every photograph. Part I covers the normal structure and growth of bones. Part II covers the pathology of bone and bones. The section on acromegaly is outstanding. The mechanisms of the various deformities found in this condition are explained in detail.

VD IUHM Fonds Hamilton-Garey * cote: HGA 297 * classif.: 10

Wheater, Paul R. – Functional histology : a text and colour atlas / Paul R. Wheater, H. George Burkitt, Victor G. Daniels ; illustrated by Philip J. Deakin. – Edinburgh ; London [etc.] : Churchill Livingstone, cop. 1979. – 278 p. : ill. ; 25 cm. – ISBN 0-443-01658-5 (cased). ISBN 0-443-01657-7 (limp)

VD IUHM Fonds Hamilton-Garey * cote: HGA 108 * classif.: 10

Wiedersheim, Robert. – The structure of man : an index to his past history / by R. Wiedersheim ; transl. by H. and M. Bernard ; the transl. ed. and annot. and a pref. written by G. B. Howes. – London : Macmillan, 1895. – 227 p. : ill.

VD IUHM Fonds Hamilton-Garey * cote: HGA 474 * classif.: 10

Wilder, Harris Hawthorne. – The history of the human body / by Harris Hawthorne Wilder. – 2nd ed., rev. – New York : H. Holt, 1923. – xiii, 623 p., [8] leaves of plates : ill. (some col.) ; 22 cm

VD IUHM Fonds Hamilton-Garey * cote: HGA 467 * classif.: 10

Winckler, Georges. – A propos d'une anomalie de l'artère vertébrale en rapport avec un dispositif irrégulier de la chaîne sympathique cervico-thoracique / par Georges Winckler. – In: Archives d'anatomie, d'histologie et d'embryologie. – Strasbourg. - T. 32(1949), fasc. 1/3, p. 14-22

VD IUHM Fonds Hamilton-Garey * cote: HGA 386 * classif.: 10

Winckler, Georges. – Agénésie du nerf phrénique droit / G. Winckler et B. Delaloye. – In: Archives d'anatomie, d'histologie et d'embryologie. – 37(1955), fasc.1/3, pp. 67-72

VD IUHM Fonds Hamilton-Garey * cote: HGA 229 * classif.: 10

Winckler, Georges. – Anatomie de l'orbite et ses rapports avec les cavités voisines / par G. Winckler. – 25e Réunion O. N. O. Romande, Genève 1965. – In: Confinia neurologica. – Basel. - Vol. 28(1966), p. [165]-173

VD IUHM Fonds Hamilton-Garey * cote: HGA 603 * classif.: 10

Winckler, Georges. – Les chaînes ganglionnaires latéro-trachéales / par G. Winckler. – In: Bulletin de l'Association des Anatomistes. – Nancy. - 53e Congrès(1967), no. 144, p. 1761-1768

VD IUHM Fonds Hamilton-Garey * cote: HGA 453 * classif.: 10

Winckler, Georges. – Considérations sur la répartition nerveuse superficielle de la face dorsale du pied : étude d'anatomie comparée / par Georges Winckler. – In: Archives d'anatomie, d'histologie et d'embryologie. – Strasbourg. - T. 33(1936/1937), p. 130-164

VD IUHM Fonds Hamilton-Garey * cote: HGA 406 * classif.: 10

Winckler, Georges. – Contribution à l'étude de l'innervation des ganglions lymphatiques / par Georges Winckler. – In: Archives d'anatomie, d'histologie et d'embryologie normales et expérimentales. – Strasbourg. - T. 49(1966), fasc. 1/4, p. 321-326

VD IUHM Fonds Hamilton-Garey * cote: HGA 414 * classif.: 10

Winckler, Georges. – Contribution à l'étude de l'innervation des viscères pelviens : étude d'anatomie comparée / par G. Winckler. – In: Archives d'anatomie, d'histologie et d'embryologie normales et expérimentales. – Strasbourg. - T. 49(1966), fasc. 5/8, p. 403-422

VD IUHM Fonds Hamilton-Garey * cote: HGA 416 * classif.: 10

Winckler, Georges. – Contribution à l'étude des muscles larges de la paroi abdominale : étude d'anatomie comparée / par Georges Winckler. – Le tiré à part a sa propre pagination (P. 159-228). – In: Archives d'anatomie, d'histologie et d'embryologie. – Strasbourg. - T. 33[1950], fasc. 4/8, p. 81-112

VD IUHM Fonds Hamilton-Garey * cote: HGA 377 * classif.: 10

Winckler, Georges. – Etude sur la fixation pelvienne des muscles larges de l'abdomen chez l'homme / par Georges Winckler. – In: Archives d'anatomie, d'histologie et d'embryologie. – Strasbourg. - T. 32(1949), fasc. 1/3, p. 4-10

VD IUHM Fonds Hamilton-Garey * cote: HGA 387 * classif.: 10

Winckler, Georges. – Le nerf articulaire dorsal du premier espace interosseux de la main / par Georges Winckler. – In: Archives d'anatomie, d'histologie et d'embryologie. – Strasbourg. - T. 36(1953), fasc. 1/3, p. 64-68

VD IUHM Fonds Hamilton-Garey * cote: HGA 409 * classif.: 10

Winckler, Georges. – Nouvelle observation d'un cas de crosse aortique droite / par Georges Winckler. – In: Archives d'anatomie, d'histologie et d'embryologie. – Strasbourg. - T. 32(1949), fasc. 4/8, p. 176-180

VD IUHM Fonds Hamilton-Garey * cote: HGA 385 * classif.: 10

Winckler, Georges. – Remarques sur l'arc vasculo-nerveux de Treitz / par G. Winckler. – In: Archives d'anatomie, d'histologie et d'embryologie normales et expérimentales. – Colmar. - T. 52(1969), fasc. 1/4, p. 73-86

VD IUHM Fonds Hamilton-Garey * cote: HGA 388 * classif.: 10

Winckler, Georges. – Remarques sur l'architecture du muscle grand complexus chez l'homme / par Georges Winckler. – In: Archives d'anatomie, d'histologie et d'embryologie. – Strasbourg. - T. 32(1949), fasc. 1/3, p. 78-89

VD IUHM Fonds Hamilton-Garey * cote: HGA 411 * classif.: 10

Winckler, Georges. – Remarques sur l'innervation motrice et sensitive des muscles peauciers de l'homme / par Georges Winckler. – In: Archives d'anatomie, d'histologie et d'embryologie. – Strasbourg. - T. 32(1949), fasc. 4/8, p. 204-220

VD IUHM Fonds Hamilton-Garey * cote: HGA 389 * classif.: 10

Winckler, Georges. – Remarques sur la morphologie et l'innervation du muscle releveur de l'anus / par Georges Winckler. – In: Archives d'anatomie, d'histologie et d'embryologie. – Strasbourg. - T. 41(1958), fasc. 1/4, p. 79-95

VD IUHM Fonds Hamilton-Garey * cote: HGA 410 * classif.: 10

Winckler, Georges. – Remarques sur la structure de l'artère vertébrale / Georges Winckler. – In: Quaderni di anatomia pratica. – Napoli. - S. 28(1972), n. 1-4, p. 106-115

VD IUHM Fonds Hamilton-Garey * cote: HGA 421 * classif.: 10

Winckler, Georges. – Remarques sur les veines communicantes du membre supérieur / par Georges Winckler. – In: Archives d'anatomie, d'histologie et d'embryologie. – Strasbourg. - T. 36(1954), fasc. 4/8, p. 180-185

VD IUHM Fonds Hamilton-Garey * cote: HGA 390 * classif.: 10

Winckler, Georges. – La véritable terminaison de la chair carrée de Sylvius (musc. quadratus plantae) / par Winckler Georges et Gianoli Giacomo. – In: Archives d'anatomie, d'histologie et d'embryologie. – Strasbourg. - T. 38(1955), fasc. 1/8, p. 49-66

VD IUHM Fonds Hamilton-Garey * cote: HGA 408 * classif.: 10

Woodburne, Russell Thomas. – Essentials of human anatomy / Russell T. Woodburne. – 7th ed. – New York : Oxford Univ. Press, 1983. – 632 p. : ill. – This standard text offers a regional description of the human body that is very user-friendly, following logical dissection sequences. It provides students with all pertinent information on a region (such as the upper limb) in one chapter which includes its bones, muscles, joints, blood vessels, nerves, etc. in a compact and logical order. The book is fully illustrated and includes superb color plates. Among the complete textbooks of human anatomy, it is perhaps the most concise. – ISBN 0-19-261435-5

VD IUHM Fonds Hamilton-Garey * cote: HGA 54 * classif.: 10

Woodburne, Russell Thomas. – Essentials of human anatomy / by Russell T. Woodburne. – New York : Oxford Univ. Press, 1957. – 620 p. : ill. – Woodburne's Essentials of human anatomy is widely acclaimed for its succinct, authoritative presentation of anatomical knowledge in a concise and accessible text. With a new typographical style and a more spacious format, this eighth edition is designed for maximum effectiveness in learning. Beginning chapters cover general anatomical principles and the organization and function of the systems of the body. Subsequent chapters follow the normal dissection sequence.

VD IUHM Fonds Hamilton-Garey * cote: HGA 310 * classif.: 10

Woollard, Herbert Henry. – Recent advances in anatomy / by H. Woolard. – London : J. & A. Churchill, 1927. – 302 p. : ill. – (The recent advances series)

VD IUHM Fonds Hamilton-Garey * cote: HGA 478 * classif.: 10

Yamashita, Kenji. – Die Schläfenbeinzellen / von Kenji Yamashita. – Kyoto : [s.n.], 1932. – 62 p. : ill. – (Arbeiten aus der dritten Abteilung des Anatomischen Institutes der Kaiserlichen Universität Kyoto. Ausserserielle Monographie ; Nr. 1)

VD IUHM Fonds Hamilton-Garey * cote: HGA 162 * classif.: 10

10a Histologie

Arey, Leslie Brainerd. – Human histology : a textbook in outline form / by Leslie Brainerd Arey. – Philadelphia : W. B. Saunders, 1957. – 337 p.

VD IUHM Fonds Hamilton-Garey * cote: HGA 106 * classif.: 10a

Bailey, Frederick Randolph. – Bailey's textbook of histology / Rev. by Philip E. Smith and Wilfred M. Copenhaver. – 11th ed. – Baltimore, Williams & Wilkins, 1944. – xx, 786 pages : illustrations (some color) ; 24 cm

VD IUHM Fonds Hamilton-Garey * cote: HGA 315 * classif.: 10a

Bergman, Ronald A. – Histology / Ronald A. Bergman, Adel K. Afifi, Paul M. Heidger. – Philadelphia : Saunders, cop. 1996. – 342 p. : ill. ; 28 cm. – (Saunders text and review series). – ISBN 0–7216–3089–8
VD IUHM Fonds Hamilton-Garey * cote: HGA 111 * classif.: 10a

Bertalanffy, Ludwig von. – Modern theories of development : an introduction to theoretical biology / by Ludwig von Bertalanffy ; translated and adapted by J. H. Woodger. – Oxford : University press ; London : H. Milford, 1933. – 1 vol. (204 p.) ; 20 cm.

VD IUHM Fonds Hamilton-Garey * cote: HGA 100 * classif.: 10a

Bloom, William. – A textbook of histology / William Bloom, Don W. Fawcett. – 9th ed. – Philadelphia ; London [etc.] : W.B. Saunders, cop. 1968. – XVI, 858 p. : fig. ; 26 cm. – ISBN 0–7216–1756–5

VD IUHM Fonds Hamilton-Garey * cote: HGA 103 * classif.: 10a

Bremer, John Lewis. – A text-book of histology arranged upon an embryological basis / by J. Lewis Bremer ; rewritten by Harold L. Weatherford. – 6th ed. of "Lewis and Stöhr.". – Philadelphia. : Blakiston., 1946. – ix, 723 pp. : Illus. ; 23 cm. – This book was originally published prior to 1923, and represents a reproduction of an important historical work, maintaining the same format as the original work. While some publishers have opted to apply OCR (optical character recognition) technology to the process, we believe this leads to sub-optimal results (frequent typographical errors, strange characters and confusing formatting) and does not adequately preserve the historical character of the original artifact. We believe this work is culturally important in its original archival form. While we strive to adequately clean and digitally enhance the original work, there are occasionally instances where imperfections such as blurred or missing pages, poor pictures or errant marks may have been introduced due to either the quality of the original work or the scanning process itself. Despite these occasional imperfections, we have brought it back into print as part of our ongoing global book preservation commitment, providing customers with access to the best possible historical reprints. We appreciate your understanding of these occasional imperfections, and sincerely hope you enjoy seeing the book in a format as close as possible to that intended by the original publisher

VD IUHM Fonds Hamilton-Garey * cote: HGA 121 * classif.: 10a

Brown, Walter Varian. – Textbook of cytology / by Walter V. Brown and Eldridge M. Bertke. – St. Louis : C. V. Mosby, 1969. – 607 p. ; 27 cm.

VD IUHM Fonds Hamilton-Garey * cote: HGA 118 * classif.: 10a

Carleton's histological technique. – 4th ed., [4th impression] /. – London : Oxford University Press, 1976. – IX, 432 p. : ill. ; 26 cm. – ISBN 0–19–261205–0

VD IUHM Fonds Hamilton-Garey * cote: HGA 119 * classif.: 10a

The **cell** in medical science / ed. by F. Beck and J.B. Lloyd. – London ; New York : Academic Press, 1974-1976. – 4 vol : ill. ; 24 cm

VD IUHM Fonds Hamilton-Garey * cote: HGA 105/2 * classif.: 10a

VD IUHM Fonds Hamilton-Garey * cote: HGA 105/3 * classif.: 10a

Corner, George Washington. – The hormones in human reproduction / George W. Corner. – 2nd print. – Princeton : Princeton Univ. Press ; London : H. Milford : Oxford Univ. Press, 1943. – 265 p. : ill.

VD IUHM Fonds Hamilton-Garey * cote: HGA 305 * classif.: 10a

Cruickshank, Bruce. – Human histology / by Bruce Cruickshank, T. C. Dodds [and] Dugald L. Gardner ; foreword by J. D. Boyd. – 2nd ed. – Edinburgh : London, E. & S. Livingstone, 1968. – viii, 359 p. : illus. (some col.) ; 26 cm. – The second edition of this outstanding volume in human histology appears just four years after the first and a very complete revision has been carried out, and many new illustrations, a number of them in colour, have been added. The electron micrographs, which have been drawn entirely from human material, are outstanding. The illustrations are as many as the pages of the book and the student will find every tissue in the human body illustrated. This is the kind of book every student would like to possess, as it is an excellent atlas-of human histology and as a work of reference it could not be surpassed. A real credit to British medical science.

VD IUHM Fonds Hamilton-Garey * cote: HGA 309 * classif.: 10a

Cruickshank, Bruce. – Human histology / by Bruce Cruickshank, T. C. Dodds, Dugald L. Gardner. – Edinburgh : E. & S. Livingstone, 1964. – 267 p. : ill.

VD IUHM Fonds Hamilton-Garey * cote: HGA 484 * classif.: 10a

Dimensions in health research : search for the medicines of tomorrow / ed. by Herbert Weissbach, Robert M. Kunz. – New York ; San Francisco [etc.] : Academic Press, 1978. – XIV, 222 p. : ill. ; 24 cm. – Proceedings of a Symposium in honor of Alfred Pletscher's sixtieth birthday held at Basle, Switzerland, June 13-14, 1977. – ISBN 0-12-744260-X

VD IUHM Fonds Hamilton-Garey * cote: HGA 104 * classif.: 10a

Eisler, Paul. – Die Muskeln des Stammes / von Paul Eisler. – Jena : G. Fischer, 1912. – XII, 705 p. : ill. ; 26 cm. – (Handbuch der Anatomie des Menschen. Bd. 2, Bänder, Gelenke und Muskeln ; 2. Abt., 1. Teil)

VD IUHM Fonds Hamilton-Garey * cote: HGA 120 * classif.: 10a

Electron microscopy in anatomy : [proceedings of a symposium held by the Anatomical Society of Great Britain on the ultra-structure of cells] / [ed. by J. D. Boyd, F. R. Johnson, and J. D. Lever]. – London : E. Arnold (Publ.) Ltd., 1961. – 288 p. : ill. – This volume is the proceedings of a Symposium held in London in April 1959. The electron microscope has opened up a new field for the investigations of biological problems. In the present volume twenty chapters are devoted to various aspects of electron microscopy. These range from 'present and future possibilities of electron microscopy' to 'the secretory process of the pancreatic exocrine cell'. All of the chapters are of interest to the biologist, histologist, anatomist and pathologist. The book can be recommended without reservation.

VD IUHM Fonds Hamilton-Garey * cote: HGA 582 * classif.: 10a

Gartner, Leslie P. – Color atlas of histology / Leslie P. Gartner, James L. Hiatt. – Baltimore : Williams & Wilkins, c1990. – xiv, 320 p. : ill. – Color version of: Atlas of histology / Leslie P. Gartner, James L. Hiatt. c1987. – Includes index. – ISBN 0-683-03432-4. ISBN 978-06-8303-4325

VD IUHM Fonds Hamilton-Garey * cote: HGA 102 * classif.: 10a

Gartner, Leslie P. – Histology / Leslie P. Gartner, James L. Hiatt, Judy M. Strum. – Baltimore : Williams & Wilkins, c1988. – viii, 342 p. : ill. ; 26 cm. – (Board review series). – Includes index. – ISBN 0-683-03434-0

VD IUHM Fonds Hamilton-Garey * cote: HGA 117 * classif.: 10a

Greep, Roy O. – Histology / Roy O. Greep, Leon Weiss. – 3d ed. – New York : McGraw-Hill, 1973. – 1044 p. : ill. – ISBN 0-07-024371-9. ISBN 978-00-7024-3712

VD IUHM Fonds Hamilton-Garey * cote: HGA 101 * classif.: 10a

Hewer, Evelyn Everard. – Hewer's textbook of histology for medical students / ed. by C. L. Foster. – 6th ed. – London : W. Heinemann, 1954. – 438 p. : ill. – Hewer's textbook of histology for medical students focuses on the minute structure of the cells, tissues, and organs of the human body and the reactions of tissues and cells to various conditions. The publication first elaborates on the techniques used in the study of cells and tissues, cell and cell division, and epithelia. Discussions focus on the qualitative and quantitative methods for the identification of the composition of cells and tissues, surface membrane of the cell, cytoplasmic contents, and the nucleus. The text then examines blood and lymph, development and destruction of blood corpuscles, and connective tissues. The manuscript takes a look at adipose tissue, cartilage, and bone, including development and functions of adipose tissue, hyaline cartilage, fibro-cartilage, elastic cartilage, and joints and synovial membranes. The book then ponders on muscular tissue, nervous tissue, peripheral nerves, ganglia, neuroglia, and meninges, blood circulatory system, lymphatic system, thymus, and spleen, and adrenals, thyroid, and parathyroid glands. The publication is a valuable reference for medical students and readers interested in the structure of the cells, organs, and tissues of the human body.

VD IUHM Fonds Hamilton-Garey * cote: HGA 307 * classif.: 10a

Hewer, Evelyn Everard. – Hewer's textbook of histology for medical students / ed. by C. L. Foster. – 7th ed. – London : W. Heinemann, 1957. – 438 p. : ill. – Hewer's textbook of histology for medical students focuses on the minute structure of the cells, tissues, and organs of the human body and the reactions of tissues and cells to various conditions. The publication first elaborates on the techniques used in the study of cells and tissues, cell and cell division, and epithelia. Discussions focus on the qualitative and quantitative methods for the identification of the composition of cells and tissues, surface membrane of the cell, cytoplasmic contents, and the nucleus. The text then examines blood and lymph, development and destruction of blood corpuscles, and connective tissues. The manuscript takes a look at adipose tissue, cartilage, and bone, including development and functions of adipose tissue, hyaline cartilage, fibro-cartilage, elastic cartilage, and joints and synovial membranes. The book then ponders on muscular tissue, nervous tissue, peripheral nerves, ganglia, neuroglia, and meninges, blood circulatory system, lymphatic system, thymus, and spleen, and adrenals, thyroid, and parathyroid glands. The publication is a valuable reference for medical students and readers interested in the structure of the cells, organs, and tissues of the human body.

VD IUHM Fonds Hamilton-Garey * cote: HGA 535 * classif.: 10a

Hoskins, Margaret Morris. – Outline of histology / by Margaret M. Hoskins and Gerrit Bevelander. – 4th ed. – St. Louis : C. V. Mosby, 1959. – 112 p. : ill.

VD IUHM Fonds Hamilton-Garey * cote: HGA 486 * classif.: 10a

Khan, Abrar A. – Understanding human histology / by Abrar A. Khan, Mirghani Ae Osman, Masood Ahmed. – 2nd ed. – Dehli : Sumaiyah Distrib., 2001. – 228 p. : ill.

VD IUHM Fonds Hamilton-Garey * cote: HGA 490 * classif.: 10a

Klein, Edward Emanuel. – Atlas of histology / by E. Klein and E. Noble Smith. – London : Smith Elder, 1880. – X, 448 p. : ill. ; 33 cm

VD IUHM Fonds Hamilton-Garey * cote: HGA 651 * classif.: 10a

VD IUHM Fonds IBCM * cote: HMB 2010 * classif.: 10a

Leeson, Charles Roland. – Histology / Thomas S. Leeson, C. Roland Leeson. – 4th ed. – Philadelphia : W.B. Saunders, 1981. – viii, 600 p. : ill. (some col.) ; 26 cm. – Third ed.: C. Roland Leeson, Thomas S. Leeson. – ISBN 0-7216-5704-4 (pbk.)

VD IUHM Fonds Hamilton-Garey * cote: HGA 543 * classif.: 10a

Leonhardt, Helmut. – Histologie, Zytologie und Mikroanatomie des Menschen / Helmut Leonhardt. – 6., überarbeitete und erw. Aufl. – Stuttgart ; New York : G. Thieme, 1981. – xiv, 477 pages : illustrations ; 19 cm. – (Taschenlehrbuch der gesamten Anatomie ; Bd. 3). – ISBN 3-13-371506-2. ISBN 978-313-371-5065

VD IUHM Fonds Hamilton-Garey * cote: HGA 95 * classif.: 10a

Loeb, Jacques. – Weitere Versuche über künstliche Parthenogenese / vorläufige Mittheilung von Jacques Loeb, Martin Fischer und Hugh Neilson. – In: Archiv für die ges. Physiologie. – Bonn. - Bd. 87(1901), S. 1-3

VD IUHM Fonds Hamilton-Garey * cote: HGA 112 * classif.: 10a

Luria, Salvador Edward. – Life : the unfinished experiment / S.E. Luria. – London : Souvenir Press, 1976. – 167 p. : ill. ; 23 cm. – (A Condor Book). – ISBN 0-285-64804-7 (casebound). ISBN 0-285-64805-5 (paperback)

VD IUHM Fonds Hamilton-Garey * cote: HGA 109 * classif.: 10a

Maximow, Alexander A. – A textbook of histology / by Alexander A. Maximow and William Bloom. – 6th ed. – Philadelphia : W.B. Saunders, 1952. – 616 p. : ill.

VD IUHM Fonds Hamilton-Garey * cote: HGA 534 * classif.: 10a

Maximow, Alexander A. – A textbook of histology / by Alexander A. Maximow and William Bloom. – 4th ed., completely rev. – Philadelphia : W.B. Saunders Company, 1944. – 695 p. : ill.

VD IUHM Fonds Hamilton-Garey * cote: HGA 542 * classif.: 10a

Nonidez, José Fernandez. – Textbook of histology / by José F. Nonidez and William F. Windle. – 2nd ed. – New York : McGraw-Hill, 1953. – 528 p. : ill. – With 326 ill., composed of 214 drawings and diagr. and 233 photomicrographs

VD IUHM Fonds Hamilton-Garey * cote: HGA 485 * classif.: 10a

Oehlich, Georg. – Über Epithelauskleidung der vorderen Kammer / von Georg Oehlich. – Rostock : Adler, 1909. – 39 S. : ill. – Univ., Diss., Rostock, 1910

VD IUHM Fonds Hamilton-Garey * cote: HGA 122 * classif.: 10a

Popoff, Nicolas. – La méthode des colorations en masse appliquée à l'histologie normale / par Nicolas Popoff. – In: Bulletin d'histologie appliquée à la physiologie et à la pathologie et de technique microscopique. – Paris. - Année 7(1930), t. VIII, no 9, p. 301-302

VD IUHM Fonds Hamilton-Garey * cote: HGA 113 * classif.: 10a

Ramón y Cajal, Santiago, 1852-1934. – Un método de coloración de los cilindros-ejes de las células nerviosas / por Santiago Ramón Cajal. – In: Revista de la Real Academia de ciencias exactas, físicas y naturales de Madrid. – Madrid. - T. 1(1904), no 1, p. 2-10

VD IUHM Fonds Hamilton-Garey * cote: HGA 565 * classif.: 10a

Ratcliffe, N.A. – Practical illustrated histology / N.A. Ratcliffe ; illustrations by P.J. Llewellyn. – Rev. ed. – London : Macmillan, 1983. – vii, 228 p. : ill. ; 26 cm. – ISBN 0-333-25635-2. ISBN 978-03-3325-6350

VD IUHM Fonds Hamilton-Garey * cote: HGA 110 * classif.: 10a

Rhodin, Johannes A.G. – An atlas of ultrastructure / Johannes A. G. Rhodin. – Philadelphia : W. B. Saunders, 1963. – 222 p. : ill.

VD IUHM Fonds Hamilton-Garey * cote: HGA 107 * classif.: 10a

Roch, Marcel. – L'écorce visuelle : variations de ses limites anatomiques et de sa structure cytoarchitectonique / Marcel Roch. – Lausanne : Impr. C. Risold, 1941. – 40 p. : ill. ; 8°. – Diss. Méd. Lausanne. – Thèse. Biologie. Médecine. 1941

VD IUHM Fonds Hamilton-Garey * cote: HGA 114 * classif.: 10a

Senn, Dominique. – L'area striata de l'écorce visuelle : étude myéloarchitectonique / Dominique Senn. – Lausanne : Impr. Commerciale, 1942. – 84 p. ; 8°. – Diss. méd. Lausanne, 1942. – Thèse. Biologie. Médecine. 1942

VD IUHM Fonds Hamilton-Garey * cote: HGA 640 * classif.: 10a

Shields, James. – Monozygotic twins : brought up apart and brought up together : an investigation into the genetic and environmental causes of variation in personality / James Shields ; with a foreword by Eliot Slater. – London : Oxford University Press, 1962. – X, 264 p. : ill. ; 25 cm. – (Oxford Medical Publications)

VD IUHM Fonds Hamilton-Garey * cote: HGA 96 * classif.: 10a

Stigliani, Raffaele. – La cellula sinarmotica del cervelletto dell'uomo / Raffaele Stigliani. – Lecce : Tip. Mucciato, 1937. – 27 p. : ill. ; 8°. – Tesi Med. Losanna. – Thèse. Biologie. Médecine. 1938

VD IUHM Fonds Hamilton-Garey * cote: HGA 115 * classif.: 10a

Twin research : proceedings of the Third International Congress on Twin Studies, June 16-20, 1980, Jerusalem / eds. Luigi Gedda, Paolo Parisi, Walter E. Nance. Part A, Twin biology and multiple pregnancy. – New York : A.R. Liss, 1981. – XV, 226 p. : ill. ; 24 cm. – ISBN 0-8451-0158-7

VD IUHM Fonds Hamilton-Garey * cote: HGA 98 * classif.: 10a

Valdés-Dapena, Marie A. – An atlas of fetal and neonatal histology / Marie A. Valdés-Dapena ; foreword by Edith L. Potter. – Philadelphia ; Montreal : J.B. Lippincott, cop. 1957. – IX, 200 p. : ill. ; 19 x 26 cm. – As the title implies, this is a histological atlas of the neonatal period which, as claimed in the preface, is a period of increasing importance but which has been neglected. For this reason the book will be very useful even though many of the photographs are not of the highest quality. The work is based on more than 400 cases.

VD IUHM Fonds Hamilton-Garey * cote: HGA 308 * classif.: 10a

Weiss, Paul. – Principles of development : a text in experimental embryology / by Paul Weiss. – New York : H. Holt, cop. 1939. – XIX, 601 p. : ill. ; 22 cm

VD IUHM Fonds Hamilton-Garey * cote: HGA 99 * classif.: 10a

Winton, Frank Robert. – Human physiology / by F.R. Winton and L.E. Bayliss. – 4th ed, repr. – London : J. & A. Churchill, 1957. – 616 p. : ill.

VD IUHM Fonds Hamilton-Garey * cote: HGA 97 * classif.: 10a

10b Embryologie

Allan, Frank Duane. – Essentials of human embryology / Frank D. Allan. – New York : Oxford Univ. Press, 1960. – 225 p. : ill.

VD IUHM Fonds Hamilton-Garey * cote: HGA 551 * classif.: 10b

Arey, Leslie Brainerd. – Developmental anatomy : a text-book and laboratory manual of embryology / by Leslie Brainerd Arey. – 3rd ed., rev. – Philadelphia : W.B. Saunders Company, 1936. – 593 p. : ill. – New edition of a well-known and widely respected text based on embryology of man, the pig, and the chick. Clinical considerations virtually limited to brief mention of anomalies. In response to recently renewed interests in malformations such as those induced by drugs, viruses, X radiation, and chromosomal anomalies, Dr. Arey have appropriately expanded his material on teratology. For the internist, of greatest value as a reference text on organogenesis.

VD IUHM Fonds Hamilton-Garey * cote: HGA 557 * classif.: 10b

Beaunis, Henri-Etienne, 1830-1921. – Nouveaux éléments d'anatomie descriptive et d'embryologie / H. Beaunis et A. Bouchard. – 3e éd. – Paris : J.-B. Baillière, 1880. – XVI, 1072 p. : fig. ; 8°

VD IUHM Fonds Hamilton-Garey * cote: HGA 644 * classif.: 10b

VD IUHM Fonds IBCM * cote: HMA 9462 * classif.: 10

Balinsky, Boris Ivan. – An introduction to embryology / B.I. Balinsky ; assisted by B.C. Fabian. – 5th ed. – Philadelphia ; New York [etc.] : Saunders College, cop. 1981. – XIV, 768 p. : 509 fig. ; 26 cm. – (Holt-Saunders international editions). – ISBN 0-03-057712-8 (US College Edition). ISBN 4-8337-0029-8 (Holt-Saunders International Edition)

VD IUHM Fonds Hamilton-Garey * cote: HGA 152 * classif.: 10b

Balinsky, Boris Ivan. – An introduction to embryology / B.I. Balinsky. – 4th ed. – Philadelphia [etc.] : W.B. Saunders, 1975. – XVII, 648 p. : ill. ; 27 cm. – ISBN 0-7216-1518-X

VD IUHM Fonds Hamilton-Garey * cote: HGA 136 * classif.: 10b

Balinsky, Boris Ivan. – An introduction to embryology / B.I. Balinsky. – 2nd ed. – Philadelphia : W. B. Saunders, 1966. – 673 p. : ill. – Embryology is a branch of biology which has the most immediate bearing on the problem of life. It is often referred as development biology. An Introduction to Embryology, presents embryology as a single science in which the descriptive morphological approach and experimental physiological approach are integrated and both contribute to the understanding of the ontogenic development of organisms

VD IUHM Fonds Hamilton-Garey * cote: HGA 179 * classif.: 10b

Balinsky, Boris Ivan. – An introduction to embryology / B.I. Balinsky. – Philadelphia : W. B. Saunders, 1960. – 562 p. : ill. – Embryology is a branch of biology which has the most immediate bearing on the problem of life. It is often referred as development biology. An Introduction to embryology, presents embryology as a single science in which the descriptive morphological approach and experimental physiological approach are integrated and both contribute to the understanding of the ontogenic development of organisms

VD IUHM Fonds Hamilton-Garey * cote: HGA 313 * classif.: 10b

Beaunis, Henri-Etienne, 1830-1921. – Nouveaux éléments d'anatomie descriptive et d'embryologie / H. Beaunis et A. Bouchard. – 3e éd. – Paris : J.-B. Baillière, 1880. – XVI, 1072 p. : fig. ; 8°

VD IUHM Fonds Hamilton-Garey * cote: HGA 644 * classif.: 10b

VD IUHM Fonds IBCM * cote: HMA 9462 * classif.: 10

Beck, Felix. – Human embryology and genetics / [by] F. Beck, D. B. Moffat [and] J. B. Lloyd. – Oxford : Blackwell, 1973. – vi, 313 p. : illus. – ISBN 0-632-07730-1. ISBN 978-06-3207-7304

VD IUHM Fonds Hamilton-Garey * cote: HGA 126 * classif.: 10b

Begley, David J. – Human reproduction and developmental biology / D. J. Begley, J. A. Firth, J. R. S. Houlst ; illustrations by Lydia Malim. – London : Macmillan Press, 1980. – 250 p. : Ill. – ISBN 0-333-23423-5. ISBN 0-333-23424-3. ISBN 978-03-3323-4235. ISBN 978-03-3323-4242

VD IUHM Fonds Hamilton-Garey * cote: HGA 138 * classif.: 10b

Bellairs, Ruth. – Development processes in higher vertebrates / Ruth Bellairs. – London : Logos, 1971. – xiv, 366 pages, 8 plates : illustrations ; 23 cm. – ISBN 0–236–17711–7. ISBN 0–236–17731–1. ISBN 978–02–3617–7110. ISBN 978–02–3617–7318

VD IUHM Fonds Hamilton-Garey * cote: HGA 368 * classif.: 10b

Bellairs, Ruth. – Developmental processes in higher vertebrates / Ruth Bellairs. – Coral Gables Fla. : Univ. of Miami Press ; London : Logos Press Ltd, cop. 1971. – XIV, 366 p. : ill. ; 23 cm. – ISBN 0–87024–204–0

VD IUHM Fonds Hamilton-Garey * cote: HGA 629 * classif.: 10b

Birth defects : proceedings of the fourth international conference, Vienna, Austria, 2-8 September, 1973 / editors: Arno G. Motulsky, W. Lenz ; co-editor: F.J.G. Ebling. – Amsterdam : Excerpta Medica, 1974. – XVIII, 373 S. : Ill. – (International Congress Series ; no. 310). – Kongressname: Fourth International Conference on Birth Defects. – ISBN 0–444–15072–2 (American Elsevier). ISBN 90–219–0211–7 (Excerpta Medica)

VD IUHM Fonds Hamilton-Garey * cote: HGA 131 * classif.: 10b

Brandt, Walter. – Lehrbuch der Embryologie / von Walter Brandt. – Basel : S. Karger, 1949. – XII, 648 p., VIII : ill. ; 25 cm

VD IUHM Fonds Hamilton-Garey * cote: HGA 326 * classif.: 10b

Cohen, Jack. – Living embryos : an introduction to the study of animal development / by Jack Cohen. – 2nd ed. rev and enl. – Oxford : Pergamon, 1967. – 156 p. : ill.

VD IUHM Fonds Hamilton-Garey * cote: HGA 125 * classif.: 10b

Craigmyle, Marshall Buchanan Lang. – Embryology / M. B. L. Craigmyle, R. Presley. – 2d ed. – London : B. Tindall, 1975. – viii, 263 p. : ill. ; 20 cm. – (Concise medical textbooks). – Imprint covered by label which reads: Williams & Wilkins, Baltimore. – ISBN 0–7020–0488–X. ISBN 978–07–0200–4889

VD IUHM Fonds Hamilton-Garey * cote: HGA 151 * classif.: 10b

Craigmyle, Marshall Buchanan Lang. – Embryology / M. B. L. Craigmyle. – London : Baillière, Tindall & Cassel, 1966. – 208 p. : ill. – (Concise medical textbooks)

VD IUHM Fonds Hamilton-Garey * cote: HGA 546 * classif.: 10b

Development and aging of the vertebrate visual system / guest editor, Dietrich E. Lorke. – Basel : Karger, 2007. – 115, [1] p. : ill. ; 29 cm. – (Neuroembryology and aging, ISSN 1661-3406 ; v. 4, no. 1-2). – This special topic issue of 'Neuroembryology and Aging' contains contributions discussing the subject in-depth. 'Neuroembryology and Aging' is a well-respected, international peer-reviewed journal in Neurology. Special topic issues are included in the subscription. – ISBN 3–8055–8228–5. ISBN 978–380–558–2285

VD IUHM Fonds Hamilton-Garey * cote: HGA 134 * classif.: 10b

Dudek, Ronald W. – High-yield embryology / Ronald W. Dudek. – 1st ed. – Baltimore : Williams & Wilkins, 1996. – ix, 47 p. : ill. – Includes index. – ISBN 0–683–02714–X. ISBN 978–06–8302–7143

VD IUHM Fonds Hamilton-Garey * cote: HGA 159 * classif.: 10b

Edwards, R. G., 1925-2013. – Conception in the human female / Robert G. Edwards. – London ; New York [etc.] : Academic Press, 1980. – XVI, 1087 p. : ill. ; 26 cm. – ISBN 0–12–232450–1

VD IUHM Fonds Hamilton-Garey * cote: HGA 154 * classif.: 10b

Embryos and ethics : the Warnock report in debate / edited by Nigel M. de S. Cameron. – Edinburgh : Rutherford House Books, 1987. – xii, 122 p. – ISBN 0–946068–21–6 (casebound). ISBN 0–946068–22–4 (limp). ISBN 978–09–4606–8210 (casebound). ISBN 978–09–4606–8227 (limp)

VD IUHM Fonds Hamilton-Garey * cote: HGA 133 * classif.: 10b

Essentials of human reproduction : clinical aspects, normal and abnormal / ed. by Joseph Thomas Velardo. – New York : Oxford Univ. Press, 1958. – 270 p. : ill.

VD IUHM Fonds Hamilton-Garey * cote: HGA 148 * classif.: 10b

Experimental embryology and teratology. Vol. 1 / edited by D.H.M. Woollam and Gillian M. Morriss. – London : Elek, 1974. – viii, 136 pages : illustrations ; 23 cm. – No more published. – ISBN 0–236–17706–0. ISBN 978–02–3617–7066

VD IUHM Fonds Hamilton-Garey * cote: HGA 586/1 * classif.: 10b

Ferenczy, Alex. – Female reproductive system : dynamics of scan and transmission electron microscopy / Alex Ferenczy, Ralph M. Richart. – New York : J. Wiley & Sons, 1974. – 401 S. : Ill. – ISBN 0-471-25730-3

VD IUHM Fonds Hamilton-Garey * cote: HGA 161 * classif.: 10b

Fitzgerald, Maurice John Turlough. – Human embryology / M.J.T. FitzGerald and Maeve FitzGerald. – London [etc.] : Baillière Tindall, cop. 1994. – 250 p. : ill. ; 26 cm. – This concise, beautifully-illustrated textbook presents essential information on early human development and congenital malformations. Approaches embryology regionally to complement the teaching of topographical anatomy, and to facilitate the understanding of the body as a whole. A glossary of 480 embryological terms provides essential definitions with clear chapter references. – ISBN 0-7020-1760-4

VD IUHM Fonds Hamilton-Garey * cote: HGA 137 * classif.: 10b

Foetal autonomy : a Ciba Foundation Symposium [held 3rd-5th December 1968] / ed. by G.E.W. Wolstenholme and Maeve O'Connor. – London : J. & A. Churchill, 1969. – X, 326 p. : ill. ; 24 cm. – (A Ciba Foundation symposium). – ISBN 0-7000-1418-7

VD IUHM Fonds Hamilton-Garey * cote: HGA 548 * classif.: 10b

Frazer, J. Ernest. – A manual of embryology : the development of the human body / by J. Ernest Frazer. – London : Baillière, Tindall and Cox, 1931. – 486 p. : ill. – (University series)

VD IUHM Fonds Hamilton-Garey * cote: HGA 559 * classif.: 10b

Frazer, J. Ernest. – Frazer's manual of embryology : the development of the human body / by J.S. Baxter. – 3rd ed. – London : Baillière, 1953. – 488 p. : ill.

VD IUHM Fonds Hamilton-Garey * cote: HGA 321 * classif.: 10b

Gasser, Raymond F. – Atlas of human embryos / Raymond F. Gasser. – Hagerstown Md. : Harper & Row, cop. 1975. – IX, 317 p. : ill. ; 23 x 28 cm. – ISBN 0-06-140870-0

VD IUHM Fonds Hamilton-Garey * cote: HGA 135 * classif.: 10b

Grosser, Otto. – Frühentwicklung, Eihautbildung und Placentation des Menschen und der Säugetiere / von Otto Grosser. – München : J. F. Bergmann, 1927. – 454 p. : ill. – (Deutsche Frauenheilkunde ; Bd. 5)

VD IUHM Fonds Hamilton-Garey * cote: HGA 564 * classif.: 10b

Grosser, Otto. – Grundriss der Entwicklungsgeschichte des Menschen / von Otto Grosser. – 6. Aufl. neu bearb. / . – Berlin : Springer-Verl., 1966. – 190 p. : ill. – Jedes mehrzellige Lebewesen beginnt sein Dasein als einfache Zelle; diese geht bei geschlechtlicher Fortpflanzung aus der Verschmelzung zweier Zellen, der Geschlechtszellen, hervor. Um aber zu einer neuen Einheit, der befruchteten Eizelle, verschmelzen zu können, müssen diese Zellen eine Vorbereitung durch- machen, die einmal die Vermeidung einer Verdopplung des Erbmaterials in den Chromosomen und andererseits die Übertragung der Erbeigenschaften beider Eltern garantieren soll. Die befruchtete Eizelle teilt sich, schafft durch fortgesetzte 1 Teilungen zusammenhängende epithelartige Zellschichten, die als Keimblätter bezeichnet werden, und aus diesen entstehen die ersten Anlagen der Organe, die Primitivorgane, in charakteristischer gegenseitiger Lage. Während die Primitiv- Organe nur aus einer einzigen Zellart bestehen und nur von einem Keimblatt gebildet werden, kommt es alsbald zu einer Differenzierung und gegenseitigen Durchdringung der Gewebe und Umwandlung der äü eren Form der Organe bis zur Erreichung des endgültigen 'Zustandes. So gelangt man zur Unterscheidung von drei Abschnitten der Entwicklung: 1. Reifung der Geschlechtszellen und Befruchtung. H. Die Frühentwicklung umfasst die Entwicklung der . befruchteten Eizelle bis zur Ausprägung des allgemeinen Bauplanes der Wirbeltiere. Ihre Haupt- Abschnitte sind die Furchung, die Keimblattbildung, deren wichtigster Schritt die Gastrulation ist, und die Ausbildung der Primitivorgane (Zentralnervensystem, Chorda dorsalis, Darm, Ursegmente und Leibeshöhle), durch deren gegenseitige Lagerung der Bauplan des Wirbeltierkörpers bestimmt wird. Auch die Sonderung der Eihäute und die Ausbildung des besonderen Ernährungsorganes des Keim- lings, der Placenta, wird hierher gerechnet. IH. Die Organentwicklung umfasst die Ausbildung der einzelnen Organe.

VD IUHM Fonds Hamilton-Garey * cote: HGA 583 * classif.: 10b

Haines, Richard Wheeler. – Handbook of human embryology / R.W. Haines and A. Mohiuddin. – 5th ed. – Edinburgh : Churchill Livingstone, 1972. – viii, 252 pages : illustrations ; 22 cm. – Includes index. – Previous ed., Edinburgh: Livingstone, 1968. – ISBN 0-443-00957-0. ISBN 978-04-4300-9570

VD IUHM Fonds Hamilton-Garey * cote: HGA 157 * classif.: 10b

Hamilton, William James. – Human embryology : (prenatal development of form and function) / by W. J. Hamilton, J. D. Boyd, and H. W. Mossman. – 2nd ed. – Cambridge : W. Heffer & Sons, 1952. – 432 p. : ill. – Textbooks of human embryology are so rare that this substantial contribution is most welcome. Its chapters on early stages of human development are excellent (IV to VII). They contain a photograph of the 7 1/2 day ovum and an interpretation of the yolk sac which is in accord with the latest original contribution to this subject. Chapter VIII (determination, differentiation, the organizer mechanism, abnormal development and twinning) is more effective than its brevity might suggest (10 pages). In fact it serves as keynote for the chapters which follow. Evidently it was written too early to incorporate observations on rubella as an etiological factor in congenital cataract and malformations of the heart.

VD IUHM Fonds Hamilton-Garey * cote: HGA 560 * classif.: 10b

Hamilton, William James. – Human embryology : (prenatal development of form and function) / by W. J. Hamilton, J. D. Boyd, and H. W. Mossman ; ill. by A. K. Maxwell. – 3rd ed. – Cambridge : W. Heffer & Sons, 1962. – 493 p. : ill. – Textbooks of human embryology are so rare that this substantial contribution is most welcome. Its chapters on early stages of human development are excellent (IV to VII). They contain a photograph of the 7 1/2 day ovum and an interpretation of the yolk sac which is in accord with the latest original contribution to this subject. Chapter VIII (determination, differentiation, the organizer mechanism, abnormal development and twinning) is more effective than its brevity might suggest (10 pages). In fact it serves as keynote for the chapters which follow. Evidently it was written too early to incorporate observations on rubella as an etiological factor in congenital cataract and malformations of the heart.

VD IUHM Fonds Hamilton-Garey * cote: HGA 561 * classif.: 10b

Harrison, Ronald George. – Clinical embryology / R. G. Harrison. – London ; New York : Academic Press, 1978. – vii, 250 p. : ill. ; 23 cm. – (Monographs for students of medicine). – ISBN 0-12-327840-6

VD IUHM Fonds Hamilton-Garey * cote: HGA 547 * classif.: 10b

Harrison, Ross Granville. – A textbook of human embryology / R. G. Harrison. – Oxford, Blackwell, 1959. – xi, 244 p. : ill.

VD IUHM Fonds Hamilton-Garey * cote: HGA 139 * classif.: 10b

Hunter, Richard Henry. – Aids to embryology / by Richard H. Hunter. – London : Baillière, Tindall and Cox, 1933. – 160 p. : ill. – (Students' aids series)

VD IUHM Fonds Hamilton-Garey * cote: HGA 545 * classif.: 10a

Illustrated human embryology / [under the direction of] H. Tuchmann-Duplessis ; transl. by Lucille S. Hurley. – New York : Springer-Verl., 1971-1974. – 3 fasc. : ill. ; 27 cm. – Traduit de: Embryologie - travaux pratiques et enseignement dirigé. – Illustrated human embryology studies the succession of transformations undergone by the fertilized E egg in the formation of a new individual. Development of the embryo is directed by morphogenetic mechanisms ruled by a strict chronology. Survival of the egg, its -transport in the genital tract, and the adaptation of the maternal organism to its presence are controlled by hormonal actions. Knowledge of these subjects is proving to be increasingly important for the medical practitioner. Such information helps to explain anatomic correlations; organ relationships also illuminate the etiology of numerous pathologic conditions. Disturbances of prenatal development engender congenital malformations and constitute an important cause of perinatal mortality and postnatal morbidity. We are grateful to numerous student- and colleagues whose cooperation has aided preparation of this book. Translation of this work was undertaken in order to make available in English this excellent and unusual aid for the teaching and study of mammalian, primarily human, embryology. This book emphasizes visual presentations. It combines the use of exceptionally clear and instructive drawings with photomicrographs and concise but complete text 111 an exposition of the dynamic aspects of development. Thus, the three volumes of this book will be of help in preparation and review for students, research workers, medical practitioners such as obstetricians and pediatricians, and others who are concerned with embryology. Analysis of the precise timing of various stages of human development makes it especially useful for all who are interested in the study and prevention of congenital malformations

VD IUHM Fonds Hamilton-Garey * cote: HGA 123/1 * classif.: 10b

VD IUHM Fonds Hamilton-Garey * cote: HGA 123/2 * classif.: 10b

VD IUHM Fonds Hamilton-Garey * cote: HGA 123/3 * classif.: 10b

Johnson, Martin Hume. – Essential reproduction / Martin H. Johnson, Barry J. Everitt. – 4th ed. – London ; Cambridge, Mass., USA : Blackwell Science, 1995. – xiv, 264 p. : ill. ; 28 cm. – This book provides a completely integrated approach to the study of mammalian reproduction, spanning the disciplines of anatomy, physiology, endocrinology, immunology, genetics and obstetrics and gynaecology. It draws out the general fundamental points common to reproduction in most mammalian species. However, it does not ignore the differences between species in some areas, often pointing these out in tabular form as an illustration for clarity of presentation. Where the fundamentals differ, an explicit discussion is given in the text. This new edition has been updated and revised to take account of the changing profile of hormones involved in reproduction, covering general principles of hormone action in the widest sense, including new data on growth factors. The new edition will also be in the large "essentials" format with a second colour throughout, and a substantial amount of completely new artwork. – ISBN 0-632-03525-0

VD IUHM Fonds Hamilton-Garey * cote: HGA 544 * classif.: 10b

Jones, Richard E. 1940-. – Human reproductive biology / Richard E. Jones. – 2nd ed. – San Diego [etc.] : Academic Press, cop. 1997. – XIX, 581 p. : ill. ; 26 cm. – This Second Edition of Human Reproductive Biology is as up-to-date as today's headlines. Everyday we read about issues such as female and male reproductive cancers and other disorders, stress and reproduction, the effects of drugs and pollutants on fetal development and adult reproduction, contraceptives and their side effects, infertility and high-tech treatments, sex differences in the brain, and causes and patterns of gender identity and sexual behavior. This book, emphasizing the biological and biomedical aspects of human reproduction, elucidates today's advances in reproductive science as well as the choices and concerns that are part of our lives. Generously illustrated, the text provides current information about human reproductive anatomy and physiology and includes discussion of a myriad of topics, including: New treatments for PMS, Anabolic steroids, High-tech infertility treatments, Hormones and brain sex, Sexually transmitted diseases and AIDS, Evolution of human mating systems, Hormone replacement therapies. – ISBN 0-12-389775-0 (alk. paper)

VD IUHM Fonds Hamilton-Garey * cote: HGA 550 * classif.: 10b

Jordan, Harvey Ernest. – A textbook of embryology / by Harvey Ernest Jordan and James Ernest Kindred. – New York : D. Appleton, 1930. – 613 p. : ill.

VD IUHM Fonds Hamilton-Garey * cote: HGA 336 * classif.: 10b

Keith, Arthur. – Human embryology and morphology / by Arthur Keith. – 6th ed. – London : E. Arnold, 1948. – XII, 690 p. : ill. ; 23 cm

VD IUHM Fonds Hamilton-Garey * cote: HGA 178 * classif.: 10b

Keith, Arthur. – Human embryology and morphology / by Arthur Keith. – 5th ed. – London : E. Arnold, 1933. – 558 p. : ill.

VD IUHM Fonds Hamilton-Garey * cote: HGA 330 * classif.: 10b

Kenneth, John Henry. – Gestation periods : a table and bibliography / compiled by J. H. Kenneth ; with additions by G. R. Ritchie. – 3rd ed. – Farnham Royal : Commonwealth Agricultural Bureaux, 1953. – 39 p. – (Technical communication / Commonwealth Bureau of Animal Breeding ; no. 5)

VD IUHM Fonds Hamilton-Garey * cote: HGA 562 * classif.: 10b

Langman, Jan. – Langman's medical embryology. – 5th ed. /. – Baltimore : Williams and Wilkins, cop. 1985. – XIII, 410 p. : ill. ; 24 cm. – Langman's Medical Embryology covers embryology for medical, nursing, and health professions students with a strong clinical emphasis. The text is highly valued as a teaching and learning resource for its clinical correlation boxes, summaries, problems to solve, illustrations and clinical images, and clear, concise writing style-all of which make the subject matter accessible to students and relevant to instructors. – ISBN 0-683-07490-3

VD IUHM Fonds Hamilton-Garey * cote: HGA 173 * classif.: 10b

Langman, Jan. – Langman's medical embryology. – 6th ed. /. – Baltimore ; Honk Kong [etc.] : Williams and Wilkins, cop. 1990. – XII, 411 p. : ill. ; 23 cm. – Langman's Medical Embryology covers embryology for medical, nursing, and health professions students with a strong clinical emphasis. The text is highly valued as a teaching and learning resource for its clinical correlation boxes, summaries, problems to solve, illustrations and clinical images, and clear, concise writing style-all of which make the subject matter accessible to students and relevant to instructors. – ISBN 0-683-07493-8

VD IUHM Fonds Hamilton-Garey * cote: HGA 174 * classif.: 10b

Larsen, William James. – Human embryology / William J. Larsen. – New York : Churchill Livingstone, 1993. – 479 p. : ill. – An introduction to the basic concepts and principles which underlie the first eight weeks of human development. Each chapter includes revision-orientated summary boxes, as well as sections detailing clinical examples relevant to the topic. – ISBN 0-443-08724-5

VD IUHM Fonds Hamilton-Garey * cote: HGA 176 * classif.: 10b

Lillie, Frank Rattray. – The development of the chick : an introduction to embryology / by Frank R. Lillie. – 2nd ed., rev. – New York, H. Holt, 1930. – 472 p. : ill.

VD IUHM Fonds Hamilton-Garey * cote: HGA 314 * classif.: 10b

Lillie, Frank Rattray. – Lillie's development of the chick : an introduction to embryology / [Frank R. Lillie] ; rev. by Howard L. Hamilton. – 3rd ed. – New-York : H. Holt, cop. 1952. – 624 p. : ill. ; 22 cm. – The writing of the present edition was begun in 1945 at the request of Dr Frank R. Lillie himself with Dr B. H. Willier acting as advisory editor. It was Dr Lillie's hope that he might live to see the new edition in print but this was not to be. The general outline of previous editions has been preserved. Part 1, which consists of six chapters, is devoted to an account of the early embryology up to and including the 3rd day. The account of the development of the embryo is given on a general basis and in addition a detailed account is given of specially selected stages. Part 2 of the book consists of nine chapters and is an account of the development of the embryo from the 4th day to hatching; the various systems and external form are described as separate entities. A few chapters, such as the one dealing with the external form of the embryo and the embryonic membranes, and the one describing the body cavities, mesenteries and septum transversum, have remained relatively unchanged. Chapter 4, 'From laying to the formation of the first somite', chapter 8; "The nervous system", and chapter 13, "The urogenital system", are more or less completely rewritten. A new chapter, the fifteenth, describing the development of the integument, has been added. The other chapters have been extensively revised.

VD IUHM Fonds Hamilton-Garey * cote: HGA 541 * classif.: 10b

MacLachlan, John. – Medical embryology / John McLachlan ; original ill. by Jill Leland. – 4th ed. – Baltimore : Williams & Wilkins, 1983. – 384 p. : ill. – This textbook is a classic. It is extensive and rather than giving a simple step by step account of development (although this is provided in nice tables at the front of the book) it encompasses a more scientific explanation than is found in other embryology texts. It is fairly wordy, but it is easy to pick out relevant information and diagrams are excellent, being numerous, well labelled and easy to understand. This textbook, which is both easy to understand and extensive makes it an excellent buy both for a medical student just beginning embryology, and later on when a more detail may be needed. The book has beautiful photographs which captivate the reader, and there are also nice clinical boxes which break up the text nicely and are also accompanied by photographs. At the end of each chapter are problem solving exercises for which answers are provided at the end of each chapter. This is the embryology textbook to buy. I wouldn't recommend any other. It will keep you company through medical school and beyond. – ISBN 0-683-04858-9

VD IUHM Fonds Hamilton-Garey * cote: HGA 172 * classif.: 10b

Manual of human embryology / written by Charles R. Bardeen, Herbert M. Evans ... [and others] ; ed. by Franz Keibel and Franklin P. Mall. – Philadelphia & London : J. B. Lippincott company, 1910-12. – 2 v. : ill. – Published also in German under title: Handbuch der Entwicklungsgeschichte des Menschen

VD IUHM Fonds Hamilton-Garey * cote: HGA 335/1 * classif.: 10b

VD IUHM Fonds Hamilton-Garey * cote: HGA 335/2 * classif.: 10b

Meyer, Arthur William. – Human generation : conclusions of Burdach, Döllinger and von Baer / Arthur William Meyer. – Stanford : Stanford Univ. Press ; London : G. Cumberlege, 1956. – 143 p. : ill.

VD IUHM Fonds Hamilton-Garey * cote: HGA 482 * classif.: 10b

Moore, Keith Lean. – Study guide and review manual of human embryology / Keith L. Moore, T.V.N. Persaud. – 5th ed. – Philadelphia : W.B. Saunders, 1998. – 196 p. : ill. – "Designed primarily for use with the authors' The developing human, and Before we are born". – The 5th Edition of this comprehensive collection of multiple choice questions reviews clinical applications of human embryology and teratology. It is designed for use with The developing human: Clinically Oriented Embryology and Before we are born: Essentials of Embryology and Birth Defects. Now completely revised and updated, this manual is more clinically-oriented. Includes learning objectives that review topics covered in each chapter and also includes answers that provide succinct explanations of challenging concepts. – Suppl. de: The developing human / Keith L. Moore. – 4th ed. Suppl. de: Before we are born / Keith L. Moore, T.V.N. Persaud. - 4th ed. – ISBN 978-07-2167-3783

VD IUHM Fonds Hamilton-Garey * cote: HGA 175 * classif.: 10b

Nair, S. Ramachandran, 1948-. – Human embryology for medical students / by S. R. Nair. – Bombay : The Popular Book Depot, 1950. – 398 p. : ill.

VD IUHM Fonds Hamilton-Garey * cote: HGA 558 * classif.: 10b

Nomina embryologica. – Bethesda, Md. : Federation of American Societies for Experimental Biology, 1970. – 70 p. ; 28 cm. – "1970 revision of Nomina embryologica ... adopted in August 1970 at Leningrad ... [at the IX International Congress of Anatomists.]. – Latin and English in parallel columns. – Prepared by the Subcommittee on Embryology established under the authorization of the International Anatomical Nomenclature Committee in 1960

VD IUHM Fonds Hamilton-Garey * cote: HGA 365 * classif.: 10b

O'Rahilly, Ronan. – A color atlas of human embryology : a slide presentation / Ronan O'Rahilly. – Philadelphia : W.B. Saunders Company, 1975. – 140 p. : ill. – ISBN 0-7216-9876-X

VD IUHM Fonds Hamilton-Garey * cote: HGA 549 * classif.: 10b

O'Rahilly, Ronan. – Developmental stages in human embryos : including a revision of Streeter's "Horizons" and a survey of the Carnegie collection / Ronan O'Rahilly and Fabiola Müller. – Washington : Carnegie Institution, 1987. – 306 p. : ill. ; 29 cm. – (Carnegie Institution of Washington publication ; 637). – ISBN 0-87279-666-3

VD IUHM Fonds Hamilton-Garey * cote: HGA 132 * classif.: 10b

O'Rahilly, Ronan. – Developmental stages in human embryos : Including a survey of the Carnegie Collection. Part A, embryos of the first three weeks (stages 1 to 9) / [By] Roan O'Rahilly. – Washington : Carnegie Institution, 1973. – VII + 167 p., 26 cm., fig. – (Carnegie Institution of Washington publication ; 631). – ISBN 0-87279-642-6

VD IUHM Fonds Hamilton-Garey * cote: HGA 187 * classif.: 10b

Orts Llorca, Francisco. – Embrión humano cílope de 25 milímetros : contribución al estudio de la ciclopía / por F. Orts Llorca. – Valencia : Semana Gráfica S.A., 1952. – 67 p. : il. ; 26 cm. – (Archivo Español de Morfología ; 1952, Supl. no. 4)

VD IUHM Fonds Hamilton-Garey * cote: HGA 642 * classif.: 10b

Parkes, Alan Sterling. – Patterns of sexuality and reproduction / Alan S. Parkes. – London [etc.] : Oxford Univ. Press, 1976. – X, 148 S. : Ill. ; 20 cm. – (Oxford Paperbacks University Series). – ISBN 0-19-289081-6

VD IUHM Fonds Hamilton-Garey * cote: HGA 124 * classif.: 10b

Patten, Bradley Merrill. – The early embryology of the chick / by Bradley M. Patten. – 4th ed. – New York : McGraw-Hill : The Blakiston Company, 1951. – 244 p. : ill. – The fact that most courses in vertebrate embryology deal to a greater or lesser extent with the chick seems to warrant the treatment of its development in a book designed primarily for the beginning student. To a student beginning the study of embryology the very abundance of information available in the literature of the subject is confusing and discouraging. He is unable to cull the essentials and fit them together in their proper relationships and is likely to become hopelessly lost in a maze of details. This book was written in an effort to set forth for him in brief and simple form the early embryology of the chick. It does not purport to treat the subject from the comparative view point, nor to be a reference work. If it helps the student to grasp the structure of the embryos, and the sequence and significance of the processes he encounters in his work on the chick, and thereby conserves the time of the instructor for interpretation of the broader principles of embryology it will have served the purpose for which it was written.

VD IUHM Fonds Hamilton-Garey * cote: HGA 533 * classif.: 10b

Patten, Bradley Merrill. – Human embryology / by Bradley M. Patten. – [Reprint. with changes and additions]. – Philadelphia [etc.] : Blakiston, 1947. – XV, 776 p. : ill. ; 26 cm

VD IUHM Fonds Hamilton-Garey * cote: HGA 177 * classif.: 10b

Popoff, Nicolas. – Divers cas de tératologie humaine / par Nicolas Popoff. – In: Comptes rendus de l'Association des Anatomistes. – Nancy. - 31e Réunion(1936), P. 2-13

VD IUHM Fonds Hamilton-Garey * cote: HGA 404 * classif.: 10b

Popoff, Nicolas. – Diverses malformations des membres chez le foetus humain / par Nicolas Popoff. – In: Comptes rendus de l'Association des Anatomistes. – Nancy. - 30e Réunion(1935), P. 2-13

VD IUHM Fonds Hamilton-Garey * cote: HGA 403 * classif.: 10b

Popoff, Nicolas. – Fascia superficialis et aponévrose fémorale chez le foetus humain / par Nicolas Popoff. – In: Comptes rendus de l'Association des Anatomistes. – Nancy. - 32e Réunion(1937), p. 2-15
VD IUHM Fonds Hamilton-Garey * cote: HGA 418 * classif.: 10b

Popoff, Nicolas. – Les glandes acineuses simples de la conjonctive palpébrale chez le foetus humain / par N. Popoff. – In: Archives d'anatomie, d'histologie et d'embryologie. – Strasbourg. - T. 31(1930), p. 188-196

VD IUHM Fonds Hamilton-Garey * cote: HGA 417 * classif.: 10b

Popoff, Nicolas. – Structure particulière des vaisseaux ombilicaux chez l'homme et chez quelques mammifères / par Nicolas Popoff. – Le tiré à part a sa propre pagination (2 p.). – In: Schweizerischen medizinische Wochenschrift. – Basel. - Jg. 68(1938), Nr. 10, S. 239

VD IUHM Fonds Hamilton-Garey * cote: HGA 181 * classif.: 10b

Reproduction in mammals / ed. by C.R. Austin and R.V. Short ; ill. by John R. Fuller. Book 2, Embryonic and fetal development. – Cambridge ; London [etc.] : Cambridge Univ. Press, 1973. – VIII, 155 p. : Ill. ; 26 cm. – (Reproduction in mammals ; 2). – ISBN 0-521-08373-7 (hard covers). ISBN 0-521-09682-0 (paperback)

VD IUHM Fonds Hamilton-Garey * cote: HGA 129/2 * classif.: 10b

Scammon, Richard E. – The development and growth of the external dimensions of the human body in the fetal period / by Richard E. Scammon and Leroy A. Calkins. – Minneapolis, Minn. : University of Minnesota Press, 1929. – XXIII, 367 S. : Fig., Tab. – The work of Doctor Scammon and Doctor Calkins establishes a new principle - that, in general, the linear growth of the various parts of the body is in uniform ratio during the fetal period - and it shows that this principle is in complete harmony with the previously known law of developmental direction. It is a quantitative study of seventy-one external dimensions of human specimens in the fetal stages. The materials and methods are outlined and the results presented graphically by field graphs and curves of general tendency of each dimension studied. The extensive data of this series of investigations and the published literature on fetal growth are summarized and analyzed. This is an indispensable reference book.

VD IUHM Fonds Hamilton-Garey * cote: HGA 323 * classif.: 10b

Shettles, Landrum B. – Ovum humanum : growth, maturation, nourishment, fertilization and early development / by Landrum B. Shettles. – New York : Hafner Publ. Company, 1960. – 79 p. : ill. – Original ed. publ. in German under the same title. – Ovum humanum, while in essence an atlas of photographs of egg cells, also includes brief textual descriptions of Shettles' experience compiling his photos and the methods he used. Shettles describes the many late nights he spent in the dark room of Columbia Presbyterian Hospital over a period of six years photographing eggs, obtained from his various patients at Columbia Presbyterian, at different stages of development both prior to as well as after fertilization. Shettles also describes the tools he used to capture these photographs, which included a Zeiss phase contrast microscope to which he attached a Leica camera. This setup provided unparalleled viewing and photographic documentation of the egg cells that Shettles compiled for his book. Shettles reports that during the six years he took photographs of over one thousand human egg cells in order to create a comprehensive compilation of these photographs. Once published, many of the book's readers viewed the photographs as equally significant as both scientific reference material and artwork. Many of the photos contain shapes and images that would later be compared to photographs of outer space as well as more familiar images like animals and faces.

VD IUHM Fonds Hamilton-Garey * cote: HGA 563 * classif.: 10b

Shmidt, Georgii Aleksandrovich, 1896-. – Embriologia zwierząt. Cz. 1, Embriologia ogólna / G. A. Szmidt ; [przetł. Marian Paschma ; pod red. Kazimierza Sembrata]. – Warszawa : Państwowe Wydawnictwo Naukowe, 1957. – 456, [1] s. : il. ; 24 cm.

VD IUHM Fonds Hamilton-Garey * cote: HGA 128 * classif.: 10b

Snell, Richard S. – Clinical embryology for medical students / Richard S. Snell. – Boston, Little Brown, 1972. – x, 360 p. : illus. – 031680202. ISBN 978-00-3168-0204

VD IUHM Fonds Hamilton-Garey * cote: HGA 169 * classif.: 10b

Symposium on Effects of Radiation and other Deleterious Agents on Embryonic Development, given at Research Conference for Biology and Medicine of the Atomic Energy Commission : Oak Ridge - Tenn., April 20-21, 1953 / spons. by the Oak Ridge National Laboratory ; Biology Division. – Philadelphia : Wistar Institute of Anatomy and Biology, 1954. – 337 S. : fig. – SA aus: (Journal of cellular and comparative physiology ; vol. 43, suppl. 1)

VD IUHM Fonds Hamilton-Garey * cote: HGA 170 * classif.: 10b

Text-book of embryology. – London : Macmillan, 1914-1919. – 2 vols. : III

VD IUHM Fonds Hamilton-Garey * cote: HGA 363/2 * classif.: 10b

Wang, Harry. – An outline of human embryology / Harry Wang. – London : William Heinemann Medical Books, 1968. – 263 S. : III. ; 26 cm

VD IUHM Fonds Hamilton-Garey * cote: HGA 150 * classif.: 10b

Williams, Peter Llewellyn. – Basic human embryology / P.L. Williams, C.P. Wendell-Smith, Sylvia Treadgold. – 2nd ed. – London : Pitman Medical, 1972. – 136 p. : ill. – ISBN 0-272-75438-2

VD IUHM Fonds Hamilton-Garey * cote: HGA 127 * classif.: 10b

12 Physiologie

Advances in physiological sciences : proceedings of the Second Congress of the Asian and Oceanian Physiological Societies, November 12-15, New Delhi / editors, S.K. Manchanda, W. Selvamurthy, V. Mohan Kumar. – Delhi : Macmillan India Limited, 1992. – xxviii, 768 pages ; 25 cm. – ISBN 0-333-92661-7. ISBN 978-03-3392-6611

VD IUHM Fonds Hamilton-Garey * cote: HGA 505 * classif.: 12

Bell, George H. – Textbook of physiology and biochemistry / by George H. Bell, J. Norman Davidson and Harold Scarborough. – 3rd ed. – Edinburgh : E. and S. Livingstone, 1957. – 1068 p. : ill.

VD IUHM Fonds Hamilton-Garey * cote: HGA 338 * classif.: 12

Davson, Hugh. – Introduction to physiology / Hugh Davson, M.B. Segal. Vol. 5, Control of reproduction. – London : Academic Press, 1980. – IX, 602 p. : ill. ; 24 cm. – ISBN 0-12-791005-0 (Academic Press). ISBN 0-8089-0900-2 (Grune & Stratton)

VD IUHM Fonds Hamilton-Garey * cote: HGA 160/5 * classif.: 12

Davson, Hugh. – A textbook of general physiology / by Hugh Davson. – 2nd ed. – London : J. & A. Churchill, 1959. – XVI, 846 p. : ill. ; 26 cm

VD IUHM Fonds Hamilton-Garey * cote: HGA 515 * classif.: 12

Evans, Charles Lovatt. – Principles of human physiology / by Charles Lovatt Evans ; with chapters on the special senses by H. Hartridge ; originally written by E. H. Starling. – 12th ed. – London : J. & A. Churchill, 1956. – 1233 p. : ill.

VD IUHM Fonds Hamilton-Garey * cote: HGA 516 * classif.: 12

Human biology : an introduction to human evolution, variation, growth, and adaptability / by G. A. Harrison ... [et al.]. – 2nd ed. – Oxford : Oxford Univ. Press, 1977. – 499 p. : ill. – This textbook on the nature, origin, and causes of human variety is divided into five sections dealing with human evolution, human genetics, biological variation in modern populations, human growth and constituents, and human ecology. – ISBN 0-19-857165-8 (pbk). ISBN 0-19-857164-X

VD IUHM Fonds Hamilton-Garey * cote: HGA 141 * classif.: 12

Itogi nauki i tekhniki. Seriya Fiziologija cheloveka i zhivotnykh / Vsesoiuznyi institut nauchnoi i tekhnicheskoi informatsii. – T. 23(1979)-. – Moskva : VINITI. – ISSN 0134-2673

Etat de collection Fonds Hamilton-Garey: T. 31(1986)

VD IUHM Fonds Hamilton-Garey * cote: HGA 649/31 * classif.: 12

Keynes, R.D. – Nerve and muscle / R.D. Keynes and D.J. Aidley. – Cambridge : Cambridge University Press, 1981. – 163 p. : ill. – (Cambridge texts in the physiological sciences ; 2). – Nerve and Muscle is an introductory textbook for students taking university courses in physiology, cell biology or preclinical medicine. The first edition was highly acclaimed as a readable and concise account of how nerves and muscles work. The book begins with a discussion of the nature of nerve impulses. These electrical events can be understood in terms of the flow of ions through molecular channels in the nerve cell membrane. Then the view changes to consideration of synaptic transmission: cell or muscle fibre with which it makes contact. Again ionic channels are involved, but now they are opened by special chemicals released from the nerve cell terminals. The final chapters discuss the nature of muscular contraction, including especially the relations between cellular structure and contractile function. This new edition includes much new material, especially on the molecular nature and characteristics of single ionic channels, while retaining a straightforward exposition of the fundamentals of the subject. – ISBN 0–521–28362–0 (pbk). ISBN 0–521–23945–1 (hb)

VD IUHM Fonds Hamilton-Garey * cote: HGA 145 * classif.: 12

Langley, John Newport. – On the effects of union of the central part of the cervical sympathetic with the peripheral part of the chorda tympani / by J. N. Langley and H. K. Anderson. – In: Archivio di fisiologia. – Firenze. - Vol. I(1904), fasc. IV, p. [505]-511

VD IUHM Fonds Hamilton-Garey * cote: HGA 185 * classif.: 12

Langley, John Newport. – On the regeneration of pre-ganglionic and of post-ganglionic visceral nerve fibres / by J. N. Langley. – In: Journal of physiology. – London. - Vol. XXII(1897), no. 3, p. [215]-230

VD IUHM Fonds Hamilton-Garey * cote: HGA 184 * classif.: 12

Langley, John Newport. – On the union of cranial autonomic (visceral) fibres with the nerve cells of the superior cervical ganglion / by J. N. Langley. – In: Journal of physiology. – London. - Vol. XXIII(1898), no. 3, p. 241-270

VD IUHM Fonds Hamilton-Garey * cote: HGA 183 * classif.: 12

Langley, John Newport. – The union of different kinds of nerve fibres / by J. N. Langley and H. K. Anderson. – In: Journal of physiology. – London. - Vol. XXXI(1904), no. 5, p. 366-391

VD IUHM Fonds Hamilton-Garey * cote: HGA 182 * classif.: 12

Lecture notes on human physiology / John J. Bray ... [et. al.]. – 4th ed. – Oxford : Blackwell, 1999. – 610 p. : ill. – This superb team of authors and editors provides a highly readable account of 'how the body works.' The book is structured around body systems and includes relevant diseases to illustrate the consequences of what happens when a part of a particular system fails. This book is aimed at students in biological sciences, medicine, dentistry, nutrition, pharmacy, physiotherapy and physical education. The book focuses on the core information required by students but further information is provided in small print for the interested or more advanced student. – ISBN 978–08–6542–7754

VD IUHM Fonds Hamilton-Garey * cote: HGA 143 * classif.: 12

Loeb, Leo. – Untersuchungen über Umwandlungen und Thätigkeiten in den Geweben : zweite Mitteilung / von Leo Loeb. – Chicago : M. Stern, 1897. – 12 p. – Contient: un feuillet datant du 6 mars 1898 précisant le retrait de la publication

VD IUHM Fonds Hamilton-Garey * cote: HGA 116 * classif.: 12

Lymphatologie : Physik und Chemie der Leber-, Darm- und Extremitätenlymphe, Zellen der Lymphe, Druck der Lymphe und Dammwirkung der Lymphdrüse, Funktionen der Lymphdrüse / [von Isoo Horii ... et al.]. – Kyoto : [s.n.], 1937. – 228 p. : ill. – (Arbeiten aus der dritten Abteilung des Anatomischen Institutes der Kaiserlichen Universität Kyoto. Serie D ; H. 6)

VD IUHM Fonds Hamilton-Garey * cote: HGA 167 * classif.: 12

Lymphatologie : Physik und Chemie der Leber-, Darm- und Extremitätenlymphe, Zellen der Lymphe, Lymphdruck, Immunologie der Lymphe, Funktionen der Lymphdrüse / [von Masanori Araki ... et al.]. – Kyoto : [s.n.], 1938. – 259 p. : ill. – (Arbeiten aus der dritten Abteilung des Anatomischen Institutes der Kaiserlichen Universität Kyoto. Serie D ; H. 7)

VD IUHM Fonds Hamilton-Garey * cote: HGA 168 * classif.: 12

Lymphatologie : Physik und Chemie der Leber-, Darm- und Extremitätenlymphe, Zellen der Lymphe, Lymphdruck, Immunologie der Lymphe, Funktionen der Lymphdrüse / [von Noritoki Saito ... et al.]. – Kyoto : [s.n.], 1941. – 82 p. : ill. – (Arbeiten aus der dritten Abteilung des Anatomischen Institutes der Kaiserlichen Universität Kyoto. Serie D ; H. 8a)

VD IUHM Fonds Hamilton-Garey * cote: HGA 231 * classif.: 12

Marshall, Francis Hugh Adam. – Marshall's Physiology of reproduction / edited by A. S. Parkes. – [3rd ed.]. – London ; New York : Longmans, Green, [1952-1962]. – 2 v. in 3 pts. : ill. ; 26 cm

VD IUHM Fonds Hamilton-Garey * cote: HGA 367/2 * classif.: 12

Mottram, Vernon Henry. – The physical basis of personality / by V.H. Mottram. – Repr. – Harmondsworth : Penguin Books, 1946. – 126 p. : ill. – (Pelican book ; A 139). – Although Dr. Charles Stockard, professor of human anatomy in Cornell University, has given the title "The Physical Basis of Personality" to the book under review, it is in reality an important contribution to our knowledge of the physiological and developmental processes concerned in the shaping of the human body. Under the action of these processes human types are moulded and new races and species are ultimately produced. The author explores the machinery of evolution from a new angle. His primary purpose is to explain, not the resemblances which link one man to another, but the differences which distinguish every individual born into the world from all other births-past, present, and future. It is an explanation of the "uniqueness" of every birth and of the manner by which every human being comes by his or her "individuality", "personality", or "constitution" that is Prof. Stockard's quest

VD IUHM Fonds Hamilton-Garey * cote: HGA 144 * classif.: 12

Physiology / by 11 authors ; ed. by Ewald E. Selkurt. – 3rd ed., 4th printing. – Boston : Little Brown, cop. 1971. – XII, 860 p. : ill. ; 24 cm. – ISBN 0-316-78049- (c). ISBN 0-316-78047- (p)

VD IUHM Fonds Hamilton-Garey * cote: HGA 158 * classif.: 12

Physiology / ed. by Nicholas Sperelakis, Robert O. Banks. – Boston ; Toronto [etc.] : Little Brown, cop. 1993. – XII, 911 p. : ill. ; 24 cm. – (Essentials of basic science). – ISBN 0-316-80629-3

VD IUHM Fonds Hamilton-Garey * cote: HGA 140 * classif.: 12

Principles of physiology / ed. by Robert M. Berne, Matthew N. Levy ; with 620 illustrations. – 2nd ed. – St-Louis : Mosby, 1996. – XII, 795 p. : ill. ; 28 cm. – The most authoritative and student-friendly physiology textbook of its kind provides a concise introduction to modern physiology. A simple straightforward writing style contains concise explanations of only the most relevant principles in physiology. This illustrated book contains 4-colour illustrations which clearly show all aspects of physiology and help students easily grasp difficult concepts and structures. A multi-author approach in this book, allows the most current information to be presented by those who know it best. The emphasis in this book is on fundamentals in physiology. It is particularly strong on cell biology which is the basis for all other functions in the body. These cellular and molecular aspects are emphasized throughout the text. Helpful learning aids such as boldfaced terms, summaries and review questions maximize learning and mastery of difficult topics. Clinical comments place the information in context, providing a student with justification for learning details which are not always of obvious significance. This textbook leads the student through its subject matter and is an effective teaching aid for medical physiology. – ISBN 0-8151-0523-1

VD IUHM Fonds Hamilton-Garey * cote: HGA 155 * classif.: 12

Principles of physiology / [ed. by] Robert M. Berne, Matthew N. Levy ; with 626 illustrations. – 3rd ed. – St-Louis [etc.] : Mosby, cop. 2000. – XIX, 680 p. : ill. ; 28 cm. – The most authoritative and student-friendly physiology textbook of its kind provides a concise introduction to modern physiology. A simple straightforward writing style contains concise explanations of only the most relevant principles in physiology. This illustrated book contains 4-colour illustrations which clearly show all aspects of physiology and help students easily grasp difficult concepts and structures. A multi-author approach in this book, allows the most current information to be presented by those who know it best. The emphasis in this book is on fundamentals in physiology. It is particularly strong on cell biology which is the basis for all other functions in the body. These cellular and molecular aspects are emphasized throughout the text. Helpful learning aids such as boldfaced terms, summaries and review questions maximize learning and mastery of difficult topics. Clinical comments place the information in context, providing a student with justification for learning details which are not always of obvious significance. This textbook leads the student through its subject matter and is an effective teaching aid for medical physiology. – ISBN 0-323-00813-5

VD IUHM Fonds Hamilton-Garey * cote: HGA 156 * classif.: 12

Puchberger, Gustav. – Bemerkungen zur vitalen Färbung der Blutplättchen des Menschen mit Brillantkresylblau / von Gustav Puchberger. – In: Virchows Archiv für pathologische Anatomie und Physiologie und für klinische Medicin. – Berlin. - Bd. 171(1903), S. 182-197

VD IUHM Fonds Hamilton-Garey * cote: HGA 581 * classif.: 12

Schmidt-Nielsen, Knut. – Animal physiology : adaptation and environment / Knut Schmidt-Nielsen. – 2nd ed. – Cambridge ; London [etc.] : Cambridge University Press, 1979. – XI, 560 p. : ill. ; 24 cm. – How do dolphins catch fish in murky water? Why do moths drink from puddles? How do birds' eggs breathe? How do animals work? In this revised and updated edition of the acclaimed text *Animal Physiology*, the answers are revealed. In clear and stimulating style, Knut Schmidt-Nielsen introduces and develops the fundamental principles of animal physiology according to major environmental features - oxygen, food and energy, temperature, and water. The structure of the book is unchanged from the previous edition, but every chapter has been updated to take into account recent developments, with numerous new references and figures. *Animal Physiology* is suitable as a text for undergraduate and beginning graduate courses in physiology. As with previous editions, students, teachers as well as researchers will find this book a valuable and enjoyable companion to course work and research. – ISBN 0-521-22178-1 (rel.). ISBN 0-521-29381-2 (bro.)

VD IUHM Fonds Hamilton-Garey * cote: HGA 142 * classif.: 12

Scratcherd, T. – Aids to physiology / T. Scratcherd, J. I. Gillespie. – 3rd ed. – New York : Churchill Livingstone, 1997. – 390 p. : ill. – This is a short synoptic coverage of human physiology appropriate for medical students and ideal for exam preparation. – ISBN 978-04-4305-4518

VD IUHM Fonds Hamilton-Garey * cote: HGA 146 * classif.: 12

Steinach, Eugen. – Ueber die visceromotorischen Functionen der Hinterwurzeln und über die tonische Hemmungswirkung der Medulla oblongata auf den Darm des Frosches / von E. Steinach. Suivi de, Ueber abnormen Verlauf einzelner motorischer Nervenfasern im Wurzelgebiet / von Julius Wana. – In: Archiv für die ges. Physiologie. – Bonn. - Bd. 71(1898), Nr. 11-12, S. 523-554. – In: Archiv für die ges. Physiologie. – Bonn. - Bd. 71(1898), Nr. 11-12, S. 555-559

VD IUHM Fonds Hamilton-Garey * cote: HGA 186 * classif.: 12

Untersuchungen über die Physiologie der Lymphbewegung : Die periphere Lymphe Physik, Chemie und Immunologie / [von Kamon Tsuji ... et al.]. – Kyoto : [s.n.], 1934. – 160 p. : ill. – (Arbeiten aus der dritten Abteilung des Anatomischen Institutes der Kaiserlichen Universität Kyoto. Serie D ; H. 4)

VD IUHM Fonds Hamilton-Garey * cote: HGA 166 * classif.: 12

Untersuchungen über die Physiologie der Lymphbewegung : Paradoxe Lymphströmung / [von Yoshiteru Takabatake ... et al.]. – Kyoto : [s.n.], 1932. – 95 p. : ill. – (Arbeiten aus der dritten Abteilung des Anatomischen Institutes der Kaiserlichen Universität Kyoto. Serie D ; H. 2)

VD IUHM Fonds Hamilton-Garey * cote: HGA 164 * classif.: 12

Untersuchungen über die Physiologie der Lymphbewegung : Paradoxe Lymphströmung, Funktionen der Lymphdrüse, Periphere Lymphe / [von Akira Wasa ... et al.]. – Kyoto : [s.n.], 1933. – 95 p. : ill. – (Arbeiten aus der dritten Abteilung des Anatomischen Institutes der Kaiserlichen Universität Kyoto. Serie D ; H. 3)

VD IUHM Fonds Hamilton-Garey * cote: HGA 165 * classif.: 12

Vorherr, Helmuth. – The breast : morphology, physiology, and lactation / Helmuth Vorherr. – New York : Academic Press, 1974. – 282 S. : Ill. – *The Breast: Morphology, Physiology, and Lactation* covers the mammary morphology and function related to endocrine physiology, as well as the pathophysiologic disorders, such as galactorrhea. Knowledge of the many hormones influencing the structure and function of the breast enables one to relate cyclic endocrine ovarian changes to symptoms of premenstrual mammary tension, parenchymal alterations, and breast neoplasia. This book is divided into nine chapters and begins with a description of the female breast development. This topic is followed by a discussion on the morphological aspects of the mature female breast, including the anatomy of the mammary gland, breast changes during pregnancy, and milk synthesis. The next chapters focus on the process of lactation and the hormonal mechanisms involved in lactation maintenance. Other chapters consider the techniques, principles, and advantages of breast feeding, as well as the concept of lactation suppression. The final chapters examine the syndromes, potential causes, and management galactorrhea, which is associated with increased pituitary prolactin secretion and deficient gonadotropin production. This book is of value to medical students, physiologists, endocrinologists, pharmacologists, basic and clinical investigators, physicians, and clinicians. – ISBN 0-12-728050-2

VD IUHM Fonds Hamilton-Garey * cote: HGA 147 * classif.: 12

Whillis, James. – Elementary anatomy and physiology / by James Whillis. – 2nd ed. – London : Churchill, 1944. – viii, 280 p. : ill.

VD IUHM Fonds Hamilton-Garey * cote: HGA 153 * classif.: 12

Whillis, James. – Elementary anatomy and physiology / by James Whillis. – London : J. & A. Churchill, 1938. – 342 p. : ill.

VD IUHM Fonds Hamilton-Garey * cote: HGA 506 * classif.: 12

Wright, Samson. – Applied physiology / by Samson Wright. – 3rd ed. – London : H. Milford ; Oxford Univ. Press, 1929. – 552 p. : ill. – (Oxford medical publications)

VD IUHM Fonds Hamilton-Garey * cote: HGA 331 * classif.: 12

14 Chimie physiologique (biochimie), chimie clinique

Lowry, T. Martin. – Intermediate chemistry / by T. M. Lowry and A. C. Cavell. – 7th ed. – London : Macmillan and Co., 1958. – 957 p. : ill.

VD IUHM Fonds Hamilton-Garey * cote: HGA 188 * classif.: 14

Medicine in its chemical aspects : reports from the Medico-Chemical Research Laboratories of the I.G. Fabenindustrie Aktiengesellschaft. – Bayer : Leverkusen, 1933-1934. – 404 p. : ill. ; 24 cm. – Traduit de: Medizin und Chemie

VD IUHM Fonds Hamilton-Garey * cote: HGA 180/2 * classif.: 14

Molecular neuroanatomy : ETP/ENA/IBRO practical course, Amsterdam, June 15-19, 1987 / organized by the Netherlands Institute for Brain Research and the University of Amsterdam. – Amsterdam : Netherlands Institute for Brain Research, 1987. – 607 p. : ill. – For a thorough study of the dynamics of particular brain compounds it is now possible to use and combine various molecular neuroanatomical methods (e.g. in situ hybridization, receptor localisation and immunocytochemistry) in a quantitative way on whole brain sections maintaining morphological details. Molecular Neuroanatomy deals with the many practical aspects and recent developments in these areas. The theoretical background of many techniques is presented, as well as clear, step-by-step instructions on the preparation and application of all the methods and techniques described in this book. It will be invaluable to all those working in the field of neuroscience.

VD IUHM Fonds Hamilton-Garey * cote: HGA 366 * classif.: 14

Parsons, Thomas Richard. – Fundamentals of bio-chemistry : in relation to human physiology / by T. R. Parsons. – 2nd ed. – Cambridge : W. Heffer & sons, 1924. – 295 p. : ill.

VD IUHM Fonds Hamilton-Garey * cote: HGA 190 * classif.: 14

16 Pharmacologie, toxicologie

Cooper, Jack R. – The biochemical basis of neuropharmacology / Jack R. Cooper, Floyd E. Bloom, Robert H. Roth. – 4th ed. – New York : Oxford University Press, 1982. – X, 367 p. : ill. ; 21 cm. – This is a text on basic neuropharmacology. Its focus is on the neurotransmitters, or chemicals that carry nerve impulses between nerve cells. The text can be used in neuroscience and psychopharmacology courses at many different levels. – ISBN 0-19-503094-X

VD IUHM Fonds Hamilton-Garey * cote: HGA 512 * classif.: 16

Drugs guide : 1993 edition / Riverside Drugs Committee. – Ed. 1993. – [London] : Riverside Health Authority, [1993]. – 287 p.

VD IUHM Fonds Hamilton-Garey * cote: HGA 630 * classif.: 16

Neurohistochemistry / ed. by C.W.M. Adams. – Amsterdam [etc.] : Elsevier, 1965. – 753 p. : ill. ; 25 cm

VD IUHM Fonds Hamilton-Garey * cote: HGA 189 * classif.: 16

16a Pharmacie

Bugnion, Edouard. – La cire blanche de Chine : (rectification) / E. Bugnion et N. Popoff. – In: Bulletin de la Société vaudoise des sciences naturelles. – Lausanne. - 1908, 11 p.

VD IUHM Fonds Hamilton-Garey * cote: HGA 191 * classif.: 16a

20 Anatomie pathologique

Fetoscopy / edited by I. Rocker and K.M. Laurence. – Amsterdam ; New York : Elsevier/North-Holland Biomedical Press ; New York : Sole distributors for the USA and Canada, Elsevier North-Holland, 1981. – xii, 335 pages : illustrations. – ISBN 0-444-80337-8. ISBN 978-04-4480-3375

VD IUHM Fonds Hamilton-Garey * cote: HGA 192 * classif.: 20

MacCallum, William George. – A textbook of pathology / by W. G. MacCallum. – 7th ed., thoroughly rev. – Philadelphia : W. B. Saunders Company, 1942. – 1302 p. : ill.

VD IUHM Fonds Hamilton-Garey * cote: HGA 507 * classif.: 20

Teratology : trends and applications / edited by C.L. Berry and D.E. Poswillo ; with contributions by R.M. Atkinson [and others]. – Berlin ; New York : Springer-Verlag, 1975. – x, 238 pages : illustrations ; 26 cm. – ISBN 0-387-07333-7 (New York). ISBN 3-540-07333-7. ISBN 978-03-8707-3330 (New York). ISBN 978-354-007-3338

VD IUHM Fonds Hamilton-Garey * cote: HGA 193 * classif.: 20

Thomson, Andrew Douglas. – Lecture notes on pathology / A.D. Thomson and R.E. Cotton. – 4th print. – Oxford : Blackwell Scientific Publications, 1967. – 1040 p.

VD IUHM Fonds Hamilton-Garey * cote: HGA 248 * classif.: 20

Toner, Peter G. – Cell structure : an introduction to biological electron microscopy / [by] Peter G. Toner [and] Katharine E. Carr ; foreword by G. M. Wyburn. – Edinburgh ; London : E. & S. Livingstone, 1968. – ix, 192 p. : illus. ; 26 cm. – ISBN 0-443-00580-X

VD IUHM Fonds Hamilton-Garey * cote: HGA 513 * classif.: 20

Wright, Payling G. – An introduction to pathology / by G. Payling Wright. – 3rd ed. – London ; New York : Longmans, Green, [1958]. – 660 p. : illus. ; 23 cm.

VD IUHM Fonds Hamilton-Garey * cote: HGA 207 * classif.: 20

Zenker, Friedrich Albert. – Beiträge zur normalen und pathologischen Anatomie der Lunge / von F.A. Zenker. – Dresden : G. Schönfeld, 1862. – 33 p. : ill. ; 30 cm

VD IUHM Fonds Hamilton-Garey * cote: HGA 661 * classif.: 20

22 Bactériologie, sériologie, parasitologie, microbiologie

Fairbrother, Ronald Wilson. – A text-book of bacteriology / by R. W. Fairbrother. – 4th ed. – London : W. Heinemann, 1942. – 463 p. : ill.

VD IUHM Fonds Hamilton-Garey * cote: HGA 514 * classif.: 22

Hare, Ronald. – An outline of bacteriology and immunity / Ronald Hare. – 2nd ed. – London : Longmans, 1963. – 463 p. : ill.

VD IUHM Fonds Hamilton-Garey * cote: HGA 522 * classif.: 22

Metzner, Rudolf. – Untersuchungen an *Coccidium cuniculi* / von Rud. Metzner. – In: Archiv für Protistenkunde. – Jena. - Bd. 2(1903), S. [13]-72

VD IUHM Fonds Hamilton-Garey * cote: HGA 194 * classif.: 22

Popoff-Tcherkasky, Dora. – Quelques observations sur la morphologie et la biologie du *V. cholerae* (Koch) Buchner isolé pendant la guerre des Balkans / par Dora Popoff-Tcherkasky. – In: Centralbl. f. Bakt. etc. I. Abt. Originale. – Jena. - Bd. 74(1914), H. 5/6, S. 382-392

VD IUHM Fonds Hamilton-Garey * cote: HGA 196 * classif.: 22

24 Génétique

Aspects of Genetics in Paediatrics : scientific proceedings of the 3rd Unigate Workshop held at the Royal College of Physicians ... London, May 1975 / ed. by Donald Bartrop. – London : Fellowship of Postgraduate Medicine, 1976. – VII, 114 p. : ill. ; 25 cm. – Fait partie d'une série de conférences généralement citées sous la forme "Unigate Paediatric Workshop", mises sur pied avec l'appui de Unigate Foods, London. – Congrès de médecine. London. 1975. – ISBN 0-9501839-2-X

VD IUHM Fonds Hamilton-Garey * cote: HGA 275 * classif.: 24

Clarke, Cyril A. – Human genetics and medicine / by Cyril A. Clarke. – London : E. Arnold, 1970. – 74 p. : ill. – (The Institute of Biology's studies in biology ; no. 20). – ISBN 0-7131-2280-3. ISBN 0-7131-2279-X
VD IUHM Fonds Hamilton-Garey * cote: HGA 270 * classif.: 24

Coupland, Rex Ernest. – The natural history of the chromaffin cell / Rex E. Coupland. – London : Longmans, 1965. – X, 279 p. : ill. ; 23 cm
VD IUHM Fonds Hamilton-Garey * cote: HGA 523 * classif.: 24

A **discussion** on determination of sex / organized by G. W. Harris and R. G. Edwards. – London : The Royal Society, 1970. – 206 p. : ill. – (Philosophical transactions of the Royal Society of London. Series B, Biological sciences ; 1970, vol. 259, no. 828). – This volume contains 18 chapters contributed by active investigators from Europe and the British Commonwealth. Three chapters by K. Fredga, R. R. Race, and M. F. Lyon deal with the behavior of sex chromosomes and sex-linked genes. Thanks to the X-inactivation hypothesis, a great deal is known about the behavior of X-linked genes. These genes, however, are irrelevant to the act of sex determination. A rather sharp exchange between Lyon and H. Grüneberg is recorded, which is amusing in view of the fact that Grüneberg's view since then has progressively been modified to such an extent that there now remains little difference between his latest view and Lyon's original hypothesis of 1961.

VD IUHM Fonds Hamilton-Garey * cote: HGA 620 * classif.: 24

Ford, Edmund Briscoe. – Genetics for medical students / by E. B. Ford. – 6th ed. revised and reset. – London : Methuen, 1967. – xii, 211 p. : illus. ; 19 cm. – "Distributed in the USA by Barnes & Noble." – ISBN 0-416-33010-X

VD IUHM Fonds Hamilton-Garey * cote: HGA 246 * classif.: 24

Ford, Edmund Briscoe. – Genetics for medical students / by E. B. Ford. – London : Methuen, 1942. – 162 p. : ill.

VD IUHM Fonds Hamilton-Garey * cote: HGA 333 * classif.: 24

Maynard Smith, John. – Evolutionary genetics / John Maynard Smith. – 2nd ed., repr. – Oxford : Oxford University Press, 2000. – 330 p. : ill. – The first edition of Maynard Smith's *Evolutionary Genetics* (first published in 1989) was welcomed as the first comprehensive introduction to the molecular and population aspects of evolutionary genetics, and has now become one of the definitive textbooks in the field. Aimed at advanced undergraduates in the biological sciences, the book covers basic population and quantitative genetics, evolutionary game theory, behavioral evolution, sexual selection and mating systems, speciation, and macroevolution. Theory and mathematics are clearly explained, with the aid of problems at the ends of the chapters, and the author takes care to place these within the context of questions central to current research in evolutionary biology. This Second Edition has been revised and updated throughout to reflect new findings and research interests. In the chapter on phenotypic evolution, the author incorporates new research on game theory. The discussions of sex and host-parasite interactions have been extensively revised and the author has added a new chapter on molecular genetics and the reconstruction of evolutionary history. *Evolutionary Genetics* remains the essential textbook for advanced undergraduates seeking a clear, comprehensive, and up-to-date account of the theory of evolutionary biology. – ISBN 978-01-9850-2319. ISBN 0-19-850232-X (hbk). ISBN 0-19-850231-1 (pbk)

VD IUHM Fonds Hamilton-Garey * cote: HGA 243 * classif.: 24

Nyhan, William L. – Diagnostic recognition of genetic disease / William L. Nyhan, Nadia A. Sakati. – Philadelphia : Lea & Febiger, 1987. – XII, 754 p. : ill. ; 27 cm. – ISBN 0-8121-1072-2

VD IUHM Fonds Hamilton-Garey * cote: HGA 269 * classif.: 24

Oogenesis : [proceedings of a Symposium on Oogenesis held in Baltimore, Maryland, in October, 1970] / ed. by John D. Biggers ... [et al.]. – Baltimore : University Park Press, 1972. – 543 p. : ill. – ISBN 0-8391-0676-9 (University Park Press). ISBN 0-04-087036-95 (Butterworths)

VD IUHM Fonds Hamilton-Garey * cote: HGA 244 * classif.: 24

Pratt, R.T.C. – The genetics of neurological disorders / R.T.C. Pratt. – London ; New York [etc.] : Oxford University Press, 1968. – VII, 310 p. : ill. ; 25 cm. – (Oxford monographs on medical genetics) (Oxford medical publications)

VD IUHM Fonds Hamilton-Garey * cote: HGA 268 * classif.: 24

Schulz-Schaeffer, Jurgen. – Cytogenetics : plants, animals, humans / Jurgen Schulz-Schaeffer. – New York ; Heidelberg [etc.], cop. 1980. – XIII, 446 p. : ill. ; 25 cm. – ISBN 0-387-90467-0 (New York). ISBN 3-540-90467-0 (Berlin)

VD IUHM Fonds Hamilton-Garey * cote: HGA 266 * classif.: 24

Serra, José Antunes. – Modern genetics / by J.A. Serra. – [Completely rev. and rewritten.]. – London ; New York : Academic Press, 1965-1968. – 3 vol. : ill. ; 24 cm. – Physiological genetics; Gene action and phenogenetics; Allelic relations, environmental actions and gene interactions; Biometrical methods and quantitative characters

VD IUHM Fonds Hamilton-Garey * cote: HGA 245/3 * classif.: 24

Slater, Eliot. – The genetics of mental disorders / Eliot Slater and Valerie Cowie. – London ; New York : Oxford University Press, 1971. – 413 p. : fig. ; 25 cm. – (Oxford monographs on medical genetics ; [No. 3]. – ISBN 0-19-264130-1

VD IUHM Fonds Hamilton-Garey * cote: HGA 267 * classif.: 24

Stewart, Alistair D. – The genetic basis of development / Alistair D. Stewart and David M. Hunt. – Glasgow ; London : Blackie, 1982. – IX, 221 p. : ill. ; 21 cm. – (Tertiary Level Biology). – ISBN 0-216-91161-3. ISBN 0-216-91160-5 (pbk)

VD IUHM Fonds Hamilton-Garey * cote: HGA 247 * classif.: 24

Suzuki, David T. – Genethics : the ethics of engineering life / David Suzuki & Peter Knudtson. – London : Unwin Paperbacks, 1990. – 372 pages : illustrations ; 20 cm. – For the first time in history it is within our power to design life through deliberate human intervention. This book tells the story behind this scientific breakthrough, introducing us to the scientists who pioneered the science of genetics and examining the potential applications of their work. The authors aim to bring every reader to a clearer understanding of a controversial area of scientific research. – ISBN 0-04-440623-1. ISBN 978-00-4440-6235

VD IUHM Fonds Hamilton-Garey * cote: HGA 274 * classif.: 24

Waddington, Conrad Hal. – Organisers & genes / by C.H. Waddington.. – Cambridge [Eng.] : The University Press, 1940. – x p., 1 l., 160 p. incl. front., illus., diags. : pl. ; 23 cm. – (Cambridge biological studies). – Conrad Hal Waddington's Organisers and Genes, published in 1940, is a summary of available research and theoretical framework for many concepts related to tissue differentiation in the developing embryo. The book is composed of two main conceptual sections. The first section explores the action and nature of the organizer, while the second section delves into genes and their influence on development. In this book Waddington explored organizers in terms of their capacity and method of induction. First he examined the nature of induction, discussing crucial experiments concerning the organizer, including Hans Spemann's discovery of the organizer, and his own research into organizers in higher birds and mammals. Waddington separated the action of the organizer into two distinct categories, evocation and individuation, discussed below. The main experimental approach discussed in this book involved grafting organizing tissue from one embryo or region of an embryo to another. Waddington described evocation as non-assimilative induction, or a one-way inducing signal. He presented this as a chemical signal and illustrated evocation with the dead organizer experiment. The dead organizer was shown to be capable of inducing differentiation of neural tissue in the ectoderm. He also included chemical induction by estrogens and steroids as other evocative signals. An important aspect of any signal of evocation, as presented by Waddington, is that the signal is specific to the differentiation of a certain tissue type.

VD IUHM Fonds Hamilton-Garey * cote: HGA 327 * classif.: 24

27 Odontostomatologie

Khaghani, A. – The temporomandibular joint / by A. Khaghani, Y. Sadeghi. – [S.l.] : Fathy, 1984. – 1 vol. : ill.

VD IUHM Fonds Hamilton-Garey * cote: HGA 646 * classif.: 27

30a Cardiologie

Becker, Anton E. – Pathology of congenital heart disease / Anton E. Becker, Robert H. Anderson. – London ; Boston : Butterworths, 1981. – xii, 498 p. : ill. – (Postgraduate pathology series). – ISBN 0-407-00137-9. ISBN 978-04-0700-1374

VD IUHM Fonds Hamilton-Garey * cote: HGA 278 * classif.: 30a

Delmas, André. – Le poids du coeur / par A. Delmas et E. Catritsis. – In: Comptes rendus de l'Association des Anatomistes. – Nancy. - 36e Réunion(1949), p. 177-181

VD IUHM Fonds Hamilton-Garey * cote: HGA 517 * classif.: 30a

Faller, Adolf, 1913-1989. – Der Faserverlauf im Bindegewebe des Epikards menschlicher Herzen und seine funktionelle Deutung / Adolf Faller. – Leipzig : Becker & Erler, [1944]. – S. 280-312. : ill. – Aus: Morphologisches Jahrbuch. Bd. 89, [1943/44]

VD IUHM Fonds Hamilton-Garey * cote: HGA 519 * classif.: 30a

Heymans, Corneille. – Le sinus carotidien et la zone homologue cardio-aortique : physiologie, pharmacologie, pathologie, clinique / par C. Heymans, J. J. Bouckaert et P. Regniers. – Paris : G. Doin, 1933. – 334 p. ; 25 cm.

VD IUHM Fonds Hamilton-Garey * cote: HGA 361 * classif.: 30a

30b Endocrinologie

Allara, E. – Aspetti istologici dei processi secretori nelle ghiandole endocrine : relazione al XV Congresso della società italiana di anatomia / E. Allara. – Firenze : L. Macrì, [1954?]. – 101 p.

VD IUHM Fonds Hamilton-Garey * cote: HGA 609 * classif.: 30b

30c Gastéroentérologie

Addison, Christopher. – The topographical anatomy of the abdominal viscera in man : especially the gastro-intestinal canal in four parts / by Christopher Addison. – Edinburgh : Neill & Company, 1901. – 116 p. : ill. – (Journal of anatomy and physiology ; vol. 33, 34, 35)

VD IUHM Fonds Hamilton-Garey * cote: HGA 591 * classif.: 30c

Elias, Hans. – Morphology of the liver / Hans Elias, Joseph C. Sherrick. – New York : Academic Press, 1969. – 389 p. : ill.

VD IUHM Fonds Hamilton-Garey * cote: HGA 520 * classif.: 30c

Faller, Adolf, 1913-1989. – Das Verhalten der arteriellen Gefäße in den verschiedenen Wandschichten des Rectum beim Menschen / A. Faller. – Basel : Karger, 1957. – S. 275-286 : Ill. – Aus: Acta anatomica. 30(1957)

VD IUHM Fonds Hamilton-Garey * cote: HGA 228 * classif.: 30c

Fellner, L. – Die Bewegungs- und Hemmungsnerven des Rectums / von L. Fellner. – In: Medizinische Jahrbücher. – Wien. - 1883, S. 1-26

VD IUHM Fonds Hamilton-Garey * cote: HGA 227 * classif.: 30c

Ott, Théodore. – Les bases du diagnostic neurologique / Th. Ott. – [Lausanne], 1953. – P. 210-226 p. ; 8°. – Leçon inaugurale prononcée à la Fac. de méd. de Lausanne le 14 juin 1952. – Tiré à part de: Revue médicale de la Suisse romande

VD IUHM Fonds Hamilton-Garey * cote: HGA 518 * classif.: 30c

Wissmer, Bernard. – La viscéralgie en pratique gastro-entérologique / par Bernard Wissmer. – Le tiré à part a sa propre pagination (4 p.). – In: Praxis. – Bern. - Année 55(1966), no 33, p. 928-930

VD IUHM Fonds Hamilton-Garey * cote: HGA 233 * classif.: 30c

30d Hématologie

Lymphatologia / Anatomisches Institut, Kyoto Universität Japan. – 1(1951/52) - 4(1960) ; damit Erschienen eingestellt. – Kyoto : Anat. Inst. – ISSN 0368-8208

Etat de collection Fonds Hamilton-Garey: H. 4(1960)

VD IUHM Fonds Hamilton-Garey * cote: HGA 242/4 * classif.: 30d

30g Neurologie

Aidley, David J. 1937-. – The physiology of excitable cells / David J. Aidley. – 2nd ed. – Cambridge : Cambridge University Press, 1984. – 530 p. : ill. – A comprehensive multidisciplinary text presenting the experimental basis of nerve, muscle, and sensory cell physiology, and an extensive current overview of the important research of the last two decades. For advanced undergraduate and graduate students in physiology, bio-physics and zoology. – ISBN 0–521–29308–1

VD IUHM Fonds Hamilton-Garey * cote: HGA 206 * classif.: 30d

The **anatomy** of the nervous system, its development and function / by Stephen Walter Ranson ; revised by Sam Lillard Clark. – 10th ed. – Philadelphia [etc.] : W.B. Saunders, 1959. – XII, 622 p. : ill. ; 25 cm. – The first edition of this book in 1920 was an excellent text of neuro-anatomy. It has been continuously improved by conservative revision every fourth year since that time. It stands today as one of the best textbooks in the field of neuro-anatomy. The account of the structure of the nervous system has been blended with functional considerations in a skillful and concise way. For example, there is a chapter on clinical illustrations which, in the former edition, contained twelve well chosen cases to illustrate to the student the possible practical value of knowing neuro-anatomy.

VD IUHM Fonds Hamilton-Garey * cote: HGA 324 * classif.: 30g

Brewer, Cyril Victor. – The organization of the central nervous system / by C. V. Brewer. – London : Heinemann, 1961. – 166 p. : ill. – (The scholarship series in biology)

VD IUHM Fonds Hamilton-Garey * cote: HGA 511 * classif.: 30g

VD IUHM Fonds Faller A. * cote: FRA 556

Brodal, Alf. – Neurological anatomy : in relation to clinical medicine / A. Brodal. – 2nd ed. – New York ; London : Oxford University Press, 1969. – XX, 807 p. : fig. ; 24 cm. – ISBN 0–19–501120–1

VD IUHM Fonds Hamilton-Garey * cote: HGA 205 * classif.: 30g

Bulletin of the Neurological Institute of New York : publ. under the auspices of the Board of Trustees by the Committee on Research and Publication. – Vol. 1(1931) - 7(1938). – Baltimore, Md. : Williams & Wilkins. – ISSN 0096-5561

Etat de collection Fonds Hamilton-Garey: Vol. 2, no. 1(1932)

VD IUHM Fonds Hamilton-Garey * cote: HGA 240/2/1 * classif.: 30g

Finke, Joachim. – Central nervous system, organic brain diseases and pyritinol / J. Finke, K. Offenloch. – Darmstadt : E. Merck, [ca 1973]. – 94 p. : ill.

VD IUHM Fonds Hamilton-Garey * cote: HGA 219 * classif.: 30g

Fleischl, Ernst von. – Über die wichtigsten Lebenseigenschaften : Vortrag, gehalten den 12. November 1890 / von Ernst Fleischl von Marxow. – Wien : E. Hölzel, 1891. – 23 p. – (Vorträge des Vereines zur Verbreitung naturwissenschaftl. Kenntnisse in Wien ; Jg. 31, H. 2)

VD IUHM Fonds Hamilton-Garey * cote: HGA 220 * classif.: 30g

Fuchs, Sigmund. – Über den zeitlichen Verlauf des Erregungsvorganges im marklosen Nerven / von Sigmund Fuchs. – Le tiré à part a sa propre pagination (84 p.). – In: Sitzungsberichten der kaiserl. Akademie der Wissenschaften in Wien. Mathem.-naturw. Classe. – Wien. - Bd. CIII(1894), Abth. III, S. [208-290]

VD IUHM Fonds Hamilton-Garey * cote: HGA 607 * classif.: 30g

Garoutte, Bill. – Survey of functional neuroanatomy / Bill Garoutte. – 2nd ed. – Greenbrae : Jones Medical Publications, 1987. – 211 p. : ill. – La couv. porte: An introduction to the human nervous system. – It is a concise neuroanatomy book for neurology Board prep. The strength of this book comes from the discussion of cases presented following each section, making it easier to memorize. Rote is made palatable, thanks to this brain-wave. – ISBN 0–930010–13–2

VD IUHM Fonds Hamilton-Garey * cote: HGA 218 * classif.: 30g

Gibson, John, 1907-. – A guide to the nervous system / John Gibson ; with ill. by Audrey Besterman. – London : Faber and Faber, 1962. – 108 p. : ill.

VD IUHM Fonds Hamilton-Garey * cote: HGA 510 * classif.: 30g

Growth and regeneration in the central nervous system / a report by the Ad Hoc Subcommittee of the Advisory council of the National institute of neurological and communicative disorders and stroke of the National institute of health. – New York : Academic Press, 1975. – 251 p. – (Experimental neurology ; vol. 48, no. 3, part 2)

VD IUHM Fonds Hamilton-Garey * cote: HGA 239 * classif.: 30g

Hausman, Louis. – Illustrations of the nervous system : atlas III / by Louis Hausman. – Springfield : Charles C. Thomas, 1961. – 168 p. : ill. – This is an atlas of function and it is of great value to anyone interested in the basic neurological functions specific to a specialty. The diagrams are models of clarity, and they are definitive in the tracts presented. Here is that rarity of rarities, a practical, workable atlas of function. It is well composed, accurate so far as it goes, and of excellent format.

VD IUHM Fonds Hamilton-Garey * cote: HGA 592 * classif.: 30g

Higher nervous functions : international symposium during the 7th Asian Oceanian Congress of Neurology, Bali, 20-24 September 1987 / ed. by W. M. Herrmann. – Braunschweig : Vieweg, 1988. – VII, 160 S. : Ill., Portr., Tab. – ISBN 3-528-07977-0

VD IUHM Fonds Hamilton-Garey * cote: HGA 216 * classif.: 30g

Holmes, Robert Lewis. – The human nervous system : a developmental approach / by R. L. Holmes, J. A. Sharp ; ill. by Mary D. Brown. – London : J. & A. Churchill, 1969. – 136 p. : ill. – ISBN 0-7000-1425-X

VD IUHM Fonds Hamilton-Garey * cote: HGA 524 * classif.: 30g

Leong, Seng Kee. – An introduction to the human nervous system / Leong Seng Kee. – [Singapore] : Singapore Univ. Press ; National Univ. of Singapore, 1988. – 565 p. : ill. – The primary objective of this text is to help medical and dental students gain a firm grounding in the fundamentals of neuroanatomy. The course, relations and distribution of the cranial nerves and most spinal nerves are included for integration between neuroanatomy and gross anatomy. Dental students should find descriptions of the trigeminal and facial nerves, which the book covers in some depth, particularly relevant. Extensive photographs and illustrations accompany the text. – ISBN 9971-691-07-8

VD IUHM Fonds Hamilton-Garey * cote: HGA 508 * classif.: 30g

Neurological pathophysiology / [ed. by] Sven G. Eliasson, Arthur L. Prenskey and William B. Hardin, Jr. – 2nd ed. – New York : Oxford University Press, 1978. – 454 S. : Ill. – ISBN 0-19-502337-4. ISBN 0-19-502338-2. ISBN 978-01-9502-3374. ISBN 978-01-9502-3381

VD IUHM Fonds Hamilton-Garey * cote: HGA 204 * classif.: 30g

Noback, Charles Robert. – The nervous system : introduction and review / Charles R. Noback, Robert J. Demarest. – New York : McGraw-Hill, 1972. – 210 p. : ill. – A Blakiston Publication. – Written for general readers, this fascinating volume examines the way the nervous system governs our daily activity. What is memory, and how is it possible to lose it? How do we see? When we smell, what is happening in our nose? From a description of the physiological processes involved in these everyday phenomena, the author goes on to consider how sensation acquires meaning--as in the occurrence of pain for example--and how the nervous system is affected by external influences

VD IUHM Fonds Hamilton-Garey * cote: HGA 217 * classif.: 30g

Pakistan journal of neurological sciences. – Began with Vol. 1, no. 1 (Apr./June 2006). – Karachi : Pakistan Society of Neurology ; Pakistan Academy of Neurological Sciences : [s.n.]. – ISSN 1990-6269. ISSN 1990-813X

Etat de collection Fonds Hamilton-Garey: Vol. 2, no. 1(2007)

VD IUHM Fonds Hamilton-Garey * cote: HGA 241/2/1 * classif.: 30g

The **physico-chemical** mechanism of nerve activity / by David Nachmansohn ... [et al.]. – New York : The New York Academy of Sciences, 1946. – P. 375-602 : ill. – (Annals of the New York Academy of sciences ; vol. 47, art. 4)

VD IUHM Fonds Hamilton-Garey * cote: HGA 589 * classif.: 30g

Pidoux, Yvonne. – Quelques constatations nouvelles sur les terminaisons nerveuses périphériques / Yvonne Pidoux. – Trévoux : Impr. de Trévoux, 1940. – 16 p. : ill. ; 8°. – Diss. méd. Lausanne. – Thèse. Biologie. Médecine. 1941. – Tiré à part de: Bulletin d'histologie

VD IUHM Fonds Hamilton-Garey * cote: HGA 223 * classif.: 30g

Popoff, Nicolas. – Aperçu retrospectif sur l'anatomie du système nerveux / par Nicolas Popoff. – In: Acta anatomica. – Basel. - Vol. 30(1957), p. 640-646

VD IUHM Fonds Hamilton-Garey * cote: HGA 226 * classif.: 30g

Publications from the Institute of Neurology / Northwestern University, Medical School, Chicago. – Vol. 1(1929) - 19(1947). – Chicago, Ill : [s.n.]

Etat de collection Fonds Hamilton-Garey: Vol. 1(1929)**VD IUHM Fonds Hamilton-Garey * cote: HGA 236/1 * classif.: 30g**

Ranson, Stephen Walter. – The anatomy of the nervous system : from the standpoint of development and function / by Stephen Walter Ranson. – 6th ed., rev. – Philadelphia : W.B. Saunders Company, 1941. – 507 p. : ill. – The first edition of this book in 1920 was an excellent text of neuro-anatomy. It has been continuously improved by conservative revision every fourth year since that time. It stands today as one of the best textbooks in the field of neuro-anatomy. The account of the structure of the nervous system has been blended with functional considerations in a skillful and concise way. For example, there is a chapter on clinical illustrations which, in the former edition, contained twelve well chosen cases to illustrate to the student the possible practical value of knowing neuro-anatomy.

VD IUHM Fonds Hamilton-Garey * cote: HGA 539 * classif.: 30g

Ranson, Stephen Walter. – The anatomy of the nervous system : its development and function / by Stephen Walter Ranson ; rev. by Sam Lillard Clark. – 8th ed. – Philadelphia : W.B. Saunders Company, 1948. – 532 p. : ill. – The first edition of this book in 1920 was an excellent text of neuro-anatomy. It has been continuously improved by conservative revision every fourth year since that time. It stands today as one of the best textbooks in the field of neuro-anatomy. The account of the structure of the nervous system has been blended with functional considerations in a skillful and concise way. For example, there is a chapter on clinical illustrations which, in the former edition, contained twelve well chosen cases to illustrate to the student the possible practical value of knowing neuro-anatomy.

VD IUHM Fonds Hamilton-Garey * cote: HGA 509 * classif.: 30g

Ranson, Stephen Walter. – The anatomy of the nervous system : its development and function / by Stephen Walter Ranson ; rev. by Sam Lillard Clark. – 9th ed. – Philadelphia : W.B. Saunders Company, 1953. – 581 p. : ill. – The first edition of this book in 1920 was an excellent text of neuro-anatomy. It has been continuously improved by conservative revision every fourth year since that time. It stands today as one of the best textbooks in the field of neuro-anatomy. The account of the structure of the nervous system has been blended with functional considerations in a skillful and concise way. For example, there is a chapter on clinical illustrations which, in the former edition, contained twelve well chosen cases to illustrate to the student the possible practical value of knowing neuro-anatomy.

VD IUHM Fonds Hamilton-Garey * cote: HGA 525 * classif.: 30g

Rexed, Bror. – Über die Regeneration der Markscheide bei peripheren Nerven nach Kontinuitätstrennungen / von B. Rexed und A. Swensson. – In: Zeitschrift für mikroskopisch-anatomische Forschung. – Leipzig. - 49(1941), S. 360-387

VD IUHM Fonds Hamilton-Garey * cote: HGA 567 * classif.: 30g

Ries, Julius. – Über die Erschöpfung und Erholung des zentralen Nervensystems : (Versuche an Fröschen) / von Julius Ries. – In: Zeitschrift für Biologie. – München. - Bd. 47(1905), S. 380-399

VD IUHM Fonds Hamilton-Garey * cote: HGA 225 * classif.: 30g

Rohen, Johannes Wilhelm. – Funktionelle Anatomie des Nervensystems : ein kurzgefasstes Lehrbuch nach funktionellen Gesichtspunkten für Studierende und Ärzte / von Johannes W. Rohen. – Stuttgart : F.K. Schattauer, 1971. – 339 p. : ill. – ISBN 3-7945-0194-2

VD IUHM Fonds Hamilton-Garey * cote: HGA 203 * classif.: 30g

Sarnat, Harvey B. – Evolution of the nervous system / Harvey B. Sarnat, Martin G. Netsky. – New York [etc.] : Oxford University Press, 1974. – XVII, 318 p. : ill. ; 23 cm. – This book addresses the principal neurological mechanisms, especially as found across many lines of phylogeny, describing their development as observed in embryogenesis and inferred by comparison of modern animals with primitive animals. It maintains an exclusive focus on the neurology, but panasopically across animalia generally, with emphasis on vertebrates and the ancestors of vertebrates. While human neurological mechanisms are mentioned frequently, the book is not about human neurology, the evolution of humanity, or evolution generally. It is about the evolution of neurological mechanisms. This book presents the facts as documented, always referenced to the source literature. There is very little theory and no religion at all. Like Gray's Anatomy, this book cannot be rendered obsolete by advancements in the field; quite the contrary: this book becomes all the more valuable as neuroscience evolves into the engineering fields of neuronics and neuro-electronics. – ISBN 0-19-501777-3

VD IUHM Fonds Hamilton-Garey * cote: HGA 202 * classif.: 30g

Sherrington, Charles Scott. – Note on the knee-jerk and the correlation of action of antagonistic muscles / by C. S. Sherrington. – In: Proceedings of the Royal Society. – London. - Vol. 52(1893), p. 557-564

VD IUHM Fonds Hamilton-Garey * cote: HGA 566 * classif.: 30g

30h Oncologie

Huxley, Julian Sorell. – Biological aspects of cancer / Julian Huxley. – London : Allen & Unwin, 1958. – 156 S.

VD IUHM Fonds Hamilton-Garey * cote: HGA 214 * classif.: 30h

30l Pédiatrie, néonatalogie

Nicod, Marcel. – La viscéralgine en pédiatrie / par M. Nicod et P. Lajouanine. – Le tiré à part a sa propre pagination (15 p.). – In: Praxis. – Bern. - Année 55(1966), no 33, p. 931-937

VD IUHM Fonds Hamilton-Garey * cote: HGA 235 * classif.: 30l

Sudden infant death syndrome : [proceedings of the 1982 International Research Conference on The Sudden Infant Death Syndrome, held in Baltimore, Maryland, June 28-30, 1982] / ed. by J. Tyson Tildon ... [et al.]. – New York : Academic Press, 1983. – 731 S. : Ill. – ISBN 0-12-691050-2

VD IUHM Fonds Hamilton-Garey * cote: HGA 215 * classif.: 30l

30m Pharmacologie clinique

Basic pharmacology / ed. R.W. Foster ... [et al.]. – Repr. – London : Butterworths, 1985. – 348 p. : ill. – ISBN 0-407-00170-0

VD IUHM Fonds Hamilton-Garey * cote: HGA 201 * classif.: 30m

Fritsch, Felix Eugène. – Botany for students of medicine and pharmacy / by F. E. Fritsch and E. J. Salisbury. – 2nd ed. – London : G. Bell and Sons, 1945. – 357 p. : ill.

VD IUHM Fonds Hamilton-Garey * cote: HGA 526 * classif.: 30m

Hollinger, Manfred A. – Introduction to pharmacology / by Manfred A. Hollinger. – Washington, D.C. : Taylor & Francis, 1997. – xiv, 291 pages : illustrations ; 24 cm. – This work provides an introductory overview of pharmacology for undergraduate students. The first section of this book offers an insight into how drugs in food are absorbed, the discovery of drugs in food, and their absorption, distribution, metabolism and elimination. It considers how drugs, having gained access to the body, produce an effect and how the effect can be quantified for comparative purposes. The second section exposes the concepts of drug-receptor interaction and the transduction of this binding into pharmacodynamic or toxic-dynamic responses. Factors influencing drug toxicity as well as underlying principles of managing drug overdose are also presented. Section three examines in more detail the concept introduced in section one, that drugs can be classified into three broad categories: drugs that can replace physiological inadequacies; drugs that can cure; and drugs that treat Symptoms. Hormones, Antibiotics And Neuroactive Agents Are Covered, With examples, in separate specific chapters. A chapter in this section deals with the necessary understanding of the composition and functioning of the central nervous system in order to appreciate neuroactive agents. Section four deals with drug abuse in general, the use of drugs to enhance the athletic performance in particular, the historical development of drug abuse laws, and finally, the challenges that drug companies face in the process of drug development. – ISBN 1-560-32574-7. ISBN 1-560-32575-5. ISBN 978-15-6032-5741. ISBN 978-15-6032-5758

VD IUHM Fonds Hamilton-Garey * cote: HGA 521 * classif.: 30m

Loeb, O. – Die Form der Kammerhöhlen des systolischen und diastolischen Herzens / von O. Loeb und R. Magnus. – In: Archiv für experimentelle Pathologie und Pharmakologie. – Berlin. - Bd. 50(1903), S. 12-14

VD IUHM Fonds Hamilton-Garey * cote: HGA 199 * classif.: 30m

Pöldinger, Walter. – Compendium de psychopharmacothérapie / par Walter Pöldinger ; avec une contribution de Willy Haefely. – 4e éd., revue et corrigée. – Bâle : Editiones Roche, 1983. – 248 p. : ill. ; 24 cm

VD IUHM Fonds Hamilton-Garey * cote: HGA 200 * classif.: 30m

30n Physiatrie, réhabilitation, balnéothérapie, climatothérapie

Westfall, Paul Peter. – On the leech and its use in medicine / Paul Peter Westfall. – Basel : Schwabe, 1949. – 50 S. : Ill. – Mit dt. Zusammenfassg. – Basel, Med. F., Diss., 1949

VD IUHM Fonds Hamilton-Garey * cote: HGA 198 * classif.: 30n

30p Physiothérapie

Haler, David. – Aids to clinical pathology : including post-mortem technique / by David Haler. – London : Baillière, Tindall and Cox, 1944. – 358 p. : ill. – (Students' aids series)

VD IUHM Fonds Hamilton-Garey * cote: HGA 527 * classif.: 30p

Moffat, David Burns. – Anatomy and physiology for physiotherapists / D.B. Moffat, R.F. Mottram. – 2nd ed. – Oxford ; Boston : Blackwell Scientific Publications ; Chicago, Ill. : Distributors, USA, Year Book Medical Publishers, 1987. – x, 670 p. : ill. – Includes index. – Since the change in physiotherapy training there has been a need for a concise textbook in anatomy and physiology relevant to the needs of the physiotherapist. Professor Moffat and Dr Mottram must be complimented on the publication of their book fulfilling this need. The book is well presented in both format and style ... The style of writing is concise and easy to read. The factual information in both anatomy and physiology is relevant ... Each chapter presents information as a complete topic, linking well the relevant anatomy and physiotherapy of that topic ... The publication provides the student with both a reference textbook and a good learning aid ... Understanding and thus learning is further reinforced by the presence of clear diagrams complementing the text. The student will be pleased to find a book which presents all the relevant information for the Part 1 examination and is easy to carry about for 'bus stop' revision. Qualified physiotherapists will also find it useful in departmental libraries for both quick reference and revision.' Physiotherapist (on the first edition). The second edition has been extensively revised and updated. – ISBN 0-632-01464-4 (pbk.). ISBN 978-06-3201-4644 (pbk.)

VD IUHM Fonds Hamilton-Garey * cote: HGA 197 * classif.: 30p

30q Pneumologie (phtisiologie)

Boyden, Edward A. – Segmental anatomy of the lungs : a study of the patterns of the segmental bronchi and related pulmonary vessels / Edward A. Boyden. – New York [etc.] : McGraw-Hill, cop. 1955. – XVIII, 276 p. : ill. ; 28 cm

VD IUHM Fonds Hamilton-Garey * cote: HGA 213 * classif.: 30q

Grossmann, Michael. – Über die Athembewegungen des Kehlkopfes. (II. Theil) Die Wurzelfasern der Kehlkopfnerven / von Michael Grossmann. – Le tiré à part a sa propre pagination (25 p.). – In: Sitzungsberichten d. kais. Akademie d. Wissenschaften in Wien. Mathem.-naturw. Classe. – Wien. - Bd. 98(1889), Abt. III, S. 467-490

VD IUHM Fonds Hamilton-Garey * cote: HGA 221 * classif.: 30q

30r Rhumatologie

Ankel, Friderun. – Morphologie von Wirbelsäule und Brustkorb / von Friderun Ankel. – Basel ; New York : S. Karger, 1967. – 120 p. : ill., fig., tabl. ; 25 cm. – (Primatologia ; Vol. 4, Lief. 4)

VD IUHM Fonds Hamilton-Garey * cote: HGA 211 * classif.: 30r

Barnett, Cyril Harry. – Synovial joints : their structure and mechanics / C. H. Barnett, D. V. Davies, M. A. MacConaill. – London : Longmans, 1961. – xi. 304 p. ; 23 cm. – One of the obvious deficiencies in anatomical literature has been a critical up-to-date survey of the articular tissues along with the factors that are concerned in the mechanism of synovial joints. It is most appropriate that three senior anatomists, who have all long attained an international reputation on different aspects of synovial joint structure and function, should have now collaborated in the production of this intellectually stimulating monograph. The structure of individual joints and the movements at them are adequately considered in most standard text-books, but usually the story ends there except for brief, and frequently inadequate, notes on the main features of joint tissues. This text is divided into four sections and each of these has several chapters which, for the most part, are complete in themselves. In Section 1 there is a fairly detailed account of cartilage, synovial membrane, the fibrous capsule and ligaments and the intra-articular structures, with a separate chapter devoted to each of them. Each tissue is considered at all levels of investigation, ranging from the naked-eye to the electron microscopic and there is a full account of the chemical composition of synovial fluid. Section 2, which is entitled "The Biology of Joints", is concerned mainly with the nutrition and respiration of joint tissues and their growth and degeneration. Section 3 commences with a short chapter on the anatomical classification of joints. The classification of joints is a vexed question and it is not necessary to read between the lines to assess the author's opinion on some of the inadequacies of the *Nomina Anatomica* (1955, 1960). The reviewer agrees with the authors that a satisfactory nomenclature should be indicative of function as well as structure. Most of this third section is devoted to the mechanics of joints, and although this mathematical aspect of anatomy is approached in a simple manner it is obvious that the writer is not only a master of the geometry of articular surfaces but is also an anatomical teacher with a selective aptitude for leading from the simple to the complex. Section 4 is the shortest of the four sections but it contains a wealth of basic facts, some long established and others recently described, on joint movements and their co-ordination.

VD IUHM Fonds Hamilton-Garey * cote: HGA 325 * classif.: 30r

Detwiler, Samuel Randall. – Vertebrate photoreceptors / by Samuel R. Detwiler. – New York : The Macmillan Company, 1943. – x, [2], 184 p. : ill. – (Experimental biology monographs)

VD IUHM Fonds Hamilton-Garey * cote: HGA 334 * classif.: 30r

Dieppe, Paul A. – An introduction to the musculoskeletal system : a handbook for medical students / [Paul Dieppe] ; Arthritis and Rheumatism Council for Research. – Chesterfield : Arthritis and Rheumatism Council, [1992?]. – 32 p. : ill.

VD IUHM Fonds Hamilton-Garey * cote: HGA 210 * classif.: 30r

Uhlmann, Klaus. – Hüft- und Oberschenkelmuskulatur : systematische und vergleichende Anatomie / [von Klaus Uhlmann]. – Basel ; New York : S. Karger, 1968. – 442 p. : ill., fig., pl., tabl. ; 25 cm. – (Primatologia ; Vol. 4, Lief. 10)

VD IUHM Fonds Hamilton-Garey * cote: HGA 212 * classif.: 30r

30s Ophthalmologie

Berger, Emil. – Über die mit Hilfe des Stereoskopes nachweisbare Verschiedenheit der Lokalisation zwischen den in den gekreuzten und den ungekreuzten Sehnervenfasern fortgeleiteten Gesichtsempfindungen / von Emil Berger. – In: Archiv für die ges. Physiologie. – Bonn. - Bd. 156(1914), S. 602-609

VD IUHM Fonds Hamilton-Garey * cote: HGA 569 * classif.: 30s

Häggqvist, Gösta. – Über die Frage der Existenz eines dritten Systems efferenter Fasern des Zentralnervensystems / von Gösta Häggqvist. – In: Verhandlungen der Anatomischen Gesellschaft auf der fünfundvierzigsten Versammlung in Königsberg i. Pr. vom 24. bis 27. August 1937. – Jena. - Bd. 85(1938), S. 191-196

VD IUHM Fonds Hamilton-Garey * cote: HGA 222 * classif.: 30s

Heine, Leopold. – Sarkom metastase auf der Sehnervenpapille : klinisch und pathologisch-anatomisch / von L. Heine. – In: Klinischen Monatsblätter für Augenheilkunde. – Stuttgart. - September-Heft(1899), S. 4-7

VD IUHM Fonds Hamilton-Garey * cote: HGA 604 * classif.: 30s

Kühne, Willy. – Beobachtungen zur Anatomie und Physiologie der Retina / von W. Kühne. – In: Untersuchungen aus dem Physiologischen Instituts der Universität Heidelberg. – Heidelberg. - Bd. 4, H. 3, S. 281-283

VD IUHM Fonds Hamilton-Garey * cote: HGA 568 * classif.: 30s

Landolt, Edmond. – Beitrag zur Anatomie der Retina / von Edmund Landolt. – Lenzburg : Hegner, 1870. – 29 p. – Diss. Univ. Zürich, 1870

VD IUHM Fonds Hamilton-Garey * cote: HGA 570 * classif.: 30s

Osten-Sacken, Leo von der. – Der progressive periphere Puls der Netzhautvenen / von Leo von der Osten-Sacken. – Dorpat : Schnakenburg's Buchdruckerei, 1890. – 97 p. – Diss. Univ. Dorpat, 1890

VD IUHM Fonds Hamilton-Garey * cote: HGA 572 * classif.: 30s

Perlia. – Die Anatomie des Oculomotoriuscentrums beim Menschen / von Perlia. – In: Albrecht von Graefe's Archiv für Ophthalmologie. – Halle. - Bd. 35(1889), H. 4, S. 288-308

VD IUHM Fonds Hamilton-Garey * cote: HGA 571 * classif.: 30s

Sachs, M. – Über einige eigentümliche Lokalisationsphänomene in einem Falle von hochgradiger Netzhautinkongruenz / von M. Sachs und J. Meller. – In: V. Graefe's Archiv für Ophthalmologie. – Halle. - Bd. 57(1903), H. 1, S. 2-23

VD IUHM Fonds Hamilton-Garey * cote: HGA 605 * classif.: 30s

Trevor-Roper, Patrick D. – Lecture notes on ophthalmology / by Patrick D. Trevor-Roper. – 2nd ed. – Oxford : Blackwell Scientific Publ., 1965. – 103 p. : ill. – This little guide is principally aimed at undergraduate students studying for their final examinations, although its usefulness to a wider medical audience has been well attested

VD IUHM Fonds Hamilton-Garey * cote: HGA 209 * classif.: 30s

Winckler, Georges. – Contribution à l'étude de la région orbitaire externe chez l'homme / par Georges Winckler. – In: Archives d'anatomie, d'histologie et d'embryologie. – Strasbourg. - T. 24(1937), p. 170-182

VD IUHM Fonds Hamilton-Garey * cote: HGA 419 * classif.: 30s

Winckler, Georges. – Les gaines des muscles extrinsèques de l'oeil et la capsule de Tenon chez l'homme / par Georges Winckler. – In: Archives d'anatomie, d'histologie et d'embryologie. – Strasbourg. - T. 24(1937), p. 298-315

VD IUHM Fonds Hamilton-Garey * cote: HGA 412 * classif.: 30s

Zaprianova, Emilia. – Mielinizatsiia v tsentralnata nervna sistema / Emilia Zaprianova. – Sofia : Bulgarskata akademiia na naukite, 1980. – 124 p. : ill. – Texte en bulgare avec résumés en anglais et en russe, table des matières également en anglais

VD IUHM Fonds Hamilton-Garey * cote: HGA 645 * classif.: 30s

30u Vénéro-dermatologie

Hill, William Charles Osman. – Man as an animal / by W. C. Osman Hill. – London, Hutchinson Univ. Library, 1957. – 176 p. : ill. – (Hutchinson University Library. Biological sciences)

VD IUHM Fonds Hamilton-Garey * cote: HGA 276 * classif.: 30u

Marcacci, Arturo. – Le vie dell'assorbimento ipodermico : ricerche di Giuseppe Pagano (studente di quinto anno di medicina) / communicate dal Arturo Marcacci. – In: Atti della R. Accademia delle scienze mediche. – Palermo. - 1894, P. 2-15

VD IUHM Fonds Hamilton-Garey * cote: HGA 399 * classif.: 30u

Navaratnam, Visvan. – Heart muscle : ultrastructural studies / Visvan Navaratnam. – Cambridge : Cambridge University Press, 1987. – XI, 213 p. : ill. ; 24 cm. – ISBN 0-521-24965-1

VD IUHM Fonds Hamilton-Garey * cote: HGA 277 * classif.: 30u

Skin disorders : aids to clinical practice : a series of cards / CIBA. – [London] : CIBA, [ca. 1963]. – 1 vol. : ill. – Photographs by courtesy of the Institute of Dermatology, St. John's Hospital for Diseases of the Skin, London WC 2

VD IUHM Fonds Hamilton-Garey * cote: HGA 632 * classif.: 30u

Sneddon, Ian Bruce. – Practical dermatology / by I. B. Sneddon and R. E. Church. – Repr. – London : E. Arnold, 1966. – 200 p. : ill.

VD IUHM Fonds Hamilton-Garey * cote: HGA 250 * classif.: 30u

35s Sida

Piot, Peter. – AIDS between science and politics / Peter Piot ; translated by Laurence Garey. – New York : Columbia University Press, 2015. – 198 p. – Revised and updated translation of: *Le sida dans le monde : entre science et politique* / Peter Piot. Paris : Odile Jacob, 2011. – tRAD. DE :. – Peter Piot, founding executive director of the Joint United Nations Programme on HIV/AIDS (UNAIDS), recounts his experience as a clinician, scientist, and activist fighting the disease from its earliest manifestation to today. The AIDS pandemic was not only catastrophic to the health of millions worldwide but also fractured international relations, global access to new technologies, and public health policies in nations across the globe. As he struggled to get ahead of the disease, Piot found science does little good when it operates independently of politics and economics, and politics is worthless if it rejects scientific evidence and respect for human rights. Piot describes how the epidemic altered global attitudes toward sexuality, the character of the doctor-patient relationship, the influence of civil society in international relations, and traditional partisan divides. AIDS thrust health into national and international politics where, he argues, it rightly belongs. The global reaction to AIDS over the past decade is the positive result of this partnership, showing what can be achieved when science, politics, and policy converge on the ground. Yet it remains a fragile achievement, and Piot warns against complacency and the consequences of reduced investments. He refuses to accept a world in which high levels of HIV infection are the norm. Instead, he explains how to continue to reduce the incidence of the disease to minute levels through both prevention and treatment, until a vaccine is discovered. – ISBN 978-02-3116-6263 (cloth : alk. paper)

VD IUHM Fonds Hamilton-Garey * cote: HGA 650 * classif.: 35s

35u Tuberculose

Costa, Vasco Bruto da. – A I campanha de profilaxia da tuberculose pulmonar na Universidade de Lisboa : (nota prévia) / Vasco Bruto Da Costa. – Lisboa : [s.n.], 1954. – [4 p.]. – Palestra integrada na I campanha de profilaxia da tuberculose pulmonar na Universidade de Lisboa proferida em 30 de abril de 1954 em Rádio Universidade

VD IUHM Fonds Hamilton-Garey * cote: HGA 576 * classif.: 35u

37c Cancer

Faller, Adolf, 1913-1989. – Les phénomènes de régénération cellulaire pancréatique dans les diabètes chroniques par l'alloxane et l'acide dialurique / A. Faller. – [Paris], 1955. – P. 215-222 : ill. – Extr. de: *Revue internationale d'hépatologie*. T. 5, 1955

VD IUHM Fonds Hamilton-Garey * cote: HGA 573 * classif.: 37c

37f Diabète

Diabetes mellitus and its complications : an update / editor in chief, A.K. Sharma. – Delhi : Macmillan India, 1993. – xix, 468 pages : illustrations ; 24 cm. – This book comprises contributions from a wealth of experts from all over the world. Compiling the latest-information designed to stimulate further research, this book is an invaluable source for those involved in the field of diabetes research and is beneficial for diabetics in developing countries. – ISBN 0-333-92628-5. ISBN 978-03-3392-6284

VD IUHM Fonds Hamilton-Garey * cote: HGA 528 * classif.: 37f

37m Poumon

Grossmann, Michael. – Entgegnung auf die Arbeit Einthoven's "Ueber die Wirkung der Bronchialmuskeln, nach einer neuen Methode untersucht, und über Asthma nervosum" / von Michael Grossmann. – In: *Archiv f. d. ges. Phys.* – Bonn. - Bd. 52(1892), S. 567-589

VD IUHM Fonds Hamilton-Garey * cote: HGA 392 * classif.: 37m

45 Chirurgie: généralités

Chumbley, C.C. – A colour atlas of human dissection / C.C. Chumbley, R.T. Hutchings. – London : Wolfe Medical Publications, 1988. – V, 160 p. : ill. ; 31 cm. – (Wolfe medical atlases). – Techniques of dissection are illustrated and described in this book which is aimed at both lecturers and students on anatomy courses. It is designed for use in the dissecting room and shows the dissector how to locate and prepare the dissection. Instructions on the study of the preparation are then given for the benefit of the rest of the group. Line drawings accompany the photographs to lend further clarity to the instructions. – ISBN 0-7234-0883-1

VD IUHM Fonds Hamilton-Garey * cote: HGA 455 * classif.: 45

45a Chirurgie générale

Appleton, Arthur Beeny. – Laboratory guide to vertebrate dissection for students of anatomy / by A. B. Appleton. – Cambridge [Eng.] : University Press, 1929. – xix, 152 p. – As its title indicates, this is a book for use in a practical comparative anatomy course. It is intended for a somewhat unusual class of student, and consequently its contents, outlook, and method of treatment are unlike those of the standard texts in this subject. As stated in the preface, it is assumed that the student has already done a course in elementary zoology, including the usual vertebrate types, and has also examined in more detail a mammal. Unless this mammal were man, a number of comparisons in the book would be missed. To obtain full benefit from it the student should obviously have taken the preliminary medical studies, including a fair amount of human anatomy. This is not meant to imply that the student of advanced zoology cannot get many useful hints and fresh points of view from its pages; he undoubtedly can. The types, treated in a series of regional dissections, are the lamprey, the dogfish (*Squalus*), *Necturus*, the lizard, and the dog. As it is intended for assistance in dissection, information regarding osteology and the details of the central nervous system have been purposely omitted and, conversely, the muscles are treated somewhat more fully than is customary

VD IUHM Fonds Hamilton-Garey * cote: HGA 249 * classif.: 45a

Moffat, David Burns. – Aids to surgical anatomy / by D. B. Moffat and J. S. Baxter. – 4th ed. – London : Baillière Tindall and Cox, 1955. – 230 p. : ill. – (Students' aids series)

VD IUHM Fonds Hamilton-Garey * cote: HGA 497 * classif.: 45a

45c Chirurgie expérimentale

Mosimann, Roger. – Mortalité opératoire après amputation périnéo-abdomino-périnéale du rectum et du bas du sigmoïde pour carcinome / Roger Mosimann. – Moutier : Impr. Robert, 1949. – 50 p. ; 8°. – Th. méd. Lausanne. – Thèse. Biologie. Médecine. 1949

VD IUHM Fonds Hamilton-Garey * cote: HGA 238 * classif.: 45c

45h Obstétrique, gynécologie

Basch, Samuel, 1837-1905. – Untersuchungen über die Innervation des Uterus und seiner Gefässe / von S. v. Basch und Ed. Hofmann. – In: Medizinische Jahrbüchern. – Wien. - H. 4(1877), S. 466-485

VD IUHM Fonds Hamilton-Garey * cote: HGA 599 * classif.: 45h

Bowen-Simpkins, Peter. – Pocket examiner in obstetrics and gynaecology / Peter Bowen-Simpkins, David Pugh. – London : Pitman, 1984. – 243 p. – Presents more than 800 questions, designed to give medical students question and answer practice for the written and oral examinations in obstetrics and gynaecology. The answers are based on the latest research and, to a lesser extent, personal experience. – ISBN 0-272-79695-6

VD IUHM Fonds Hamilton-Garey * cote: HGA 532 * classif.: 45h

British obstetric and gynaecological practice / edited by E. Holland and Aleck Bourne. – London : William Heinemann Medical Books, 1955. – 2 vol. : ill.

VD IUHM Fonds Hamilton-Garey * cote: HGA 374/2 * classif.: 45h

Clayton, Stanley. – A pocket gynaecology / by S. G. Clayton. – 5th ed. – London : J. & A. Churchill, 1965. – 122 p. : ill.

VD IUHM Fonds Hamilton-Garey * cote: HGA 529 * classif.: 45h

Frommel, Richard. – Ueber die Entwicklung der Placenta von *Myotus murinus*, ein Beitrag zur Entwicklung der discoidalen Placenta / Richard Frommel. – Wiesbaden : J.F. Bergmann, 1888. – 1 vol. : pl. ; 4°

VD IUHM Fonds Hamilton-Garey * cote: HGA 657 * classif.: 45h

Modern trends in obstetrics and gynaecology. 1-2. – London, Butterworth, 1950-1955. – 2 vol. – 1-2, ed. by Kenneth Bowes. – This book was written by a large number of obstetricians and gynecologists, the majority of whom are British. There are 50 chapters, each covering a separate subject. The customary aspects of obstetrics and gynecology are covered, and there is material on related problems, such as statistical and genetic problems, psychological factors in obstetrics and gynecology, radioisotopes in research, social factors in obstetrics and the law in relation to obstetrics and gynecology. Because so many authors contributed to this book, the allotment of space is uneven; many chapters are too short and others too long. For example, the chapter on operative obstetrics, which includes forceps delivery, occiput posterior positions, breech delivery, twins, flying squads, episiotomy, surgical induction of labor and cesarean section occupies only 13 pages, but the chapter on the cytology of the uterine epithelia (excluding the cervix) occupies 20 pages, and the chapter on the cytology of the vaginal. – Devient: Modern trends in obstetrics 3- 1963. – Devient: Modern trends in gynaecology 3- 1963

VD IUHM Fonds Hamilton-Garey * cote: HGA 337/1 * classif.: 45h

VD IUHM Fonds Hamilton-Garey * cote: HGA 337/2 * classif.: 45h

The **Ovary** / ed. by Solly Zuckerman ; assisted by Anita M. Mandl and Peter Eckstein. – New York ; London : Academic Press, 1962. – 2 vols. : Ill. ; 24 cm

VD IUHM Fonds Hamilton-Garey * cote: HGA 362/1 * classif.: 45h

The **ovary** / by 14 authors ; ed. by Hugh G. Grady and David E. Smith ; International Academy of Pathology. – Baltimore : The Williams & Wilkins Company, 1963. – 287 p. : ill. – (Monographs in pathology ; no. 3)

VD IUHM Fonds Hamilton-Garey * cote: HGA 588 * classif.: 45h

Teacher, John H. – On the implantation of the human ovum and the early development of the trophoblast / by John H. Teacher. – In: The journal of obstetrics and gynaecology of the British Empire. – London. - Vol. 31(1924), no 2, p. 166-217

VD IUHM Fonds Hamilton-Garey * cote: HGA 665 Rec * classif.: 45h

45k Oto-rhino-laryngologie

Beatty, Richard Thomas. – Hearing in man and animals / by R. T. Beatty. – London : G. Bell and sons, 1932. – xi, 227 p. : ill.

VD IUHM Fonds Hamilton-Garey * cote: HGA 254 * classif.: 45k

Gomperz, B. – De l'amélioration des troubles de l'audition, suites d'otite suppurée / par B. Gomperz. – In: Annales des maladies de l'oreille, du larynx, du nez et du pharynx. – Paris. - T. 28(1902), no 10, p. 298-326

VD IUHM Fonds Hamilton-Garey * cote: HGA 598 * classif.: 45k

Hürthle, Karl Wilhelm. – Beiträge zur Kenntniss des Secretionsvorgangs in der Schilddrüse / von K. Hürthle. – In: Archiv für die ges. Physiologie. – Bonn. - Bd. 56(1894), S. 2-42

VD IUHM Fonds Hamilton-Garey * cote: HGA 596 * classif.: 45k

Lederer, Francis L. – Diseases of the ear, nose and throat : principles and practice of otorhinolaryngology / by Francis L. Lederer. – 3rd rev. ed. – Philadelphia : F.A. Davis, 1942. – 894 p. : ill. – The third edition of Dr. Lederer's book has just come off the press. It is a volume which retains in every manner the excellence of the previous editions. The arrangement of the material, the fine literary style, the two columns on each page, the drawings, schemata, format, binding and kindred important points have been considered fully and discussed in these columns before. The present volume brings down to date three important chapters namely, those on otogenic complications, labyrinthitis and blood disturbances and some small additions have been made to other chapters.

VD IUHM Fonds Hamilton-Garey * cote: HGA 332 * classif.: 45k

Mechanisms of hearing / ed. by William R. Webster and Lindsay M. Aitkin. – Clayton : Monash Univ. Press, 1983. – 229 p. : ill. – A "satellite" of the 29th Congress of the International Union of Physiological Sciences, which took place shortly afterwards in Sydney. Papers and abstracts of posters presented at a symposium, held at Monash University, Melbourne, 1983.

VD IUHM Fonds Hamilton-Garey * cote: HGA 531 * classif.: 45k

Schaffer, Josef. – Epithel und Drüsen der Speiseröhre / von Josef Schaffer. – In: Wiener klinische Wochenschrift. – Wien. - Jg. 1898, Nr. 22, S. 2-12

VD IUHM Fonds Hamilton-Garey * cote: HGA 395 * classif.: 45k

Staderini, Carlo. – Ueber die Abflusswege des Humor aqueus : Experimentelle und anatomische Untersuchungen / von Carlo Staderini. – In: Albrecht von Graefe's Archiv für Ophthalmologie. – Halle. - Bd. 37(1891), H. 3, S. 87-124

VD IUHM Fonds Hamilton-Garey * cote: HGA 578 * classif.: 45k

Tyldesley, William R. – Oral medicine / W.R. Tyldesley. – 2d ed. – Oxford ; New York : Oxford University Press, 1981. – x, 162 pages : illustrations ; 24 cm. – (Oxford medical publications). – First ed. published in 1974 under title: Oral medicine for the dental practitioner. – This volume provides an up-to-date review of current issues in oral medicine. Students will find it to be a handy quick-reference guide, and practitioners will appreciate the depth of coverage and accurate reflection of new ideas and attitudes. The new edition has been extensively revised and expanded to address the latest important developments and trends in this area. – ISBN 0-19-261275-1. ISBN 978-01-9261-2755

VD IUHM Fonds Hamilton-Garey * cote: HGA 530 * classif.: 45k

Winckler, Georges. – Nouvelles recherches sur la morphologie et la topographie de certains éléments de la région orbitaire / par Georges Winckler. – In : Annales d'oculistique. – Paris. - T. 175(1938), no. 5, p. 369-379

VD IUHM Fonds Hamilton-Garey * cote: HGA 394 * classif.: 45k

47 Radiologie

Endrei, Emmerich. – Thorax : diagnostic radiologique / E. Endrei. – Bâle : Ciba-Geigy, 1980. – 6 fasc. (187 p.) : ill. ; 24 cm

VD IUHM Fonds Hamilton-Garey * cote: HGA 356/1 * classif.: 47

VD IUHM Fonds Hamilton-Garey * cote: HGA 356/2 * classif.: 47

VD IUHM Fonds Hamilton-Garey * cote: HGA 356/3 * classif.: 47

VD IUHM Fonds Hamilton-Garey * cote: HGA 356/4 * classif.: 47

VD IUHM Fonds Hamilton-Garey * cote: HGA 356/5 * classif.: 47

VD IUHM Fonds Hamilton-Garey * cote: HGA 356/6 * classif.: 47

Favez, Gérard. – L'exploration radiologique du poumon et du médiastin à l'aide de la tomographie oblique postérieure à 55° = Radiological examination of the lung and mediastinum with the aid of posterior oblique tomography at an angle of 55° = Die Röntgenuntersuchung der Lunge und des Mediastinums durch a.p.-tomographie des um 55° um seine Längsachse gedrehten Patienten / [Gérard Favez, Omar Soliman]. – Basel ; New York : S. Karger, 1966. – 187 p. : ill. ; 25 cm

VD IUHM Fonds Hamilton-Garey * cote: HGA 639 * classif.: 47

48 Radiothérapie, médecine nucléaire

Costa, D. C. – Brain blood flow in neurology and psychiatry / D.C. Costa, P.J. Ell. – Edinburgh : Churchill Livingstone, 1991. – 183 p. : ill. – (Clinician's guide to nuclear medicine). – "British Nuclear Medicine Society"--P. [1] of cover. – Includes index. – Nuclear medicine embraces both imaging techniques and the therapeutic use of radiopharmaceuticals. It has useful applications across the whole range of clinical medicine. The British Nuclear Medicine Society is producing a short series of illustrated books for the clinician discussing the application of nuclear medicine in various specialties. They have been purposely designed as handbooks and contain many tables and diagrams. Discussion of case material is included wherever relevant. The books should act as a guide to clinicians interested in the radioactive tracer method in their own speciality or in clinical practices. This title in the series is written for the neurologist and the radiologist in training. – ISBN 0-443-04282-9. ISBN 978-04-4304-2829

VD IUHM Fonds Hamilton-Garey * cote: HGA 252 * classif.: 48

Histoire des disciplines et maladies

D6 Histoire de l'enseignement médical

French, R. K. – Anatomical education in a Scottish University, 1620 : an annotated translation of the lecture notes of John Moir / R.K. French. – Aberdeen (26 Carden Place, Aberdeen) : Equipress, 1975. – xix, 86 p. : ill., 1 facsim. ; 21 cm. – (Texts in the history of medicine ; no. 1). – Includes index

VD IUHM Fonds Hamilton-Garey * cote: HGA 29 * classif.: D6

D10 Histoire de l'anatomie

Bugnion, Edouard. – La découverte des chylières de l'homme faite en 1634 : notice historique / E. Bugnion. – Strasbourg : "Union", 1926. – P. 622-625 ; 8°. – Tiré à part de: Archives d'anatomie, d'histologie et d'embryologie

VD IUHM Fonds Hamilton-Garey * cote: HGA 30 * classif.: D10

D10b Histoire de l'embryologie

Human embryo research : yes or no? / The Ciba Foundation. – London ; New York : Tavistock, cop. 1986. – XV, 232 p. ; 22 cm. – (Social science paperbacks ; 340). – ISBN 0-422-60590-5. ISBN 0-422-60600-6 (pbk)

VD IUHM Fonds Hamilton-Garey * cote: HGA 31 * classif.: D10b

D27 Histoire de l'odontostomatologie

Davies, David Michael. – The influence of teeth, diet, and habits on the human face / [by] D. M. Davies. – London : Heinemann Medical, 1972. – vi, 158, [16] p. : illus. ; 23 cm. – ISBN 0-433-07160-5

VD IUHM Fonds Hamilton-Garey * cote: HGA 503 * classif.: D27

70 Médecine et société: généralités

Rigoni, Raymond. – Les multinationales de la pharmacie : polémiques, perceptions et paradoxes / Raymond Rigoni, Adrian Griffiths, William Laing. – Paris : Presses universitaires de France ; Genève : IRM, 1985. – 123 p. : fig., tabl. ; 18 cm. – (Dossiers de l'Institut de recherche et d'information sur les multinationales ; 5). – Traduit de: Pharmaceutical multinationals. – ISBN 2-13-039283-0

VD IUHM Fonds Hamilton-Garey * cote: HGA 255 * classif.: 70

81 Ethique: déontologie, euthanasie, avortement, vivisection

Boyd, Kenneth M. – Life before birth : a search for consensus on abortion and the treatment of infertility / Kenneth Boyd, Brendan Callaghan, Edward Shotter. – London : SPCK, 1986. – 168 p. ; 21 cm. – Reports in newspapers and professional journals, debates on television and radio, raise both well-recognized and new moral dilemmas concerning abortion and treatment for infertility. Medicine is not practised in a vacuum but against a background of public and professional attitudes based on legislation, official statements from medical bodies and the teachings of the Churches. The aim of this book is both to inform and explore the issues, using the results of a three-year study undertaken by the Institute of Medical Ethics. It brings together, in summary, official statements on abortion and the treatment of infertility from medical, legislative and religious sources, and compares these with the way professional people discuss the ethics of medical practice. Theological and ethical analysis demonstrates that there are exciting signs of a developing moral consensus to help counterbalance the confusion surrounding the question of the status of life before birth. – ISBN 0-281-04247-0

VD IUHM Fonds Hamilton-Garey * cote: HGA 256 * classif.: 81

Downie, Susan. – Babymaking : the technology and ethics / Susan Downie. – London : Bodley Head, 1988. – xiii, 398 p. : ill., ports. ; 23 cm. – Includes index. – Babymaking exists to help the estimated 50,000,000 people worldwide who are affected by infertility. It includes test-tube conception; surrogacy; swapping eggs, sperm and embryos; and freezing, dissecting and transferring embryos. Some of the projects for the next ten years in this field are egg freezing, sex selection in embryos, the detection of genetic diseases before and embryo implants in the womb, egg and embryo surgery, the "fusing" of embryos and splitting embryos to make identical twins. Scientists predict that in the next 25 years "pregnancy" could be entirely in the laboratory and male pregnancy may be a reality. This book is designed to help people understand what is going on in laboratories around the world, how the ethical and legal dilemmas are being tackled and who is attempting to control the new reproductive technologies. Susan Downie, a medical writer, travelled to four continents and interviewed more than 230 people from 27 countries before writing "Babymaking". – ISBN 0-370-31136-1 (cased) : £15.00. ISBN 0-370-31137-X (pbk) : £6.95

VD IUHM Fonds Hamilton-Garey * cote: HGA 257 * classif.: 81

The **handbook** of medical ethics. – London : British Medical Association, 1981. – 104 p. – ISBN 0-7279-0077-3. ISBN 978-07-2790-0777

VD IUHM Fonds Hamilton-Garey * cote: HGA 258 * classif.: 81

83 Genre, médecine et santé

Overzier, Claus. – Intersexuality / ed. by Claus Overzier. – London, Academic Press, 1963. – xiv, 563 p. : ill. – Translation of Die Intersexualität

VD IUHM Fonds Hamilton-Garey * cote: HGA 251 * classif.: 83

90 Médecine vétérinaire

Animals of the world : "Mammals of America" : [suivi de] "Mammals of other lands / managing ed. J. Walker McSpadden ; special contrib. H. E. Anthony ... [et al.]. – Garden City : Garden City Publ., 1947. – 335, 354 p. : ill. – The second part is a revision of an earlier work, "The living animals of the world," with references to American birds and mammals eliminated. – Young people are naturally interested in all living things. This book divides the mammals into orders, families, and species. Then follows by a diagram showing leading types of animals; and next come the animals under this order. The animals are listed in the order of hoofed, flesh-eating, gnawing, pouched, toothless, insect-eating, and bats.

VD IUHM Fonds Hamilton-Garey * cote: HGA 354 * classif.: 90

Bostock, David Eric. – A colour atlas of neoplasia in the cat, dog and horse / D. E. Bostock, L. N. Owen. – London : Wolfe Medical Publications ; Chicago : Year Book Medical Publishers, 1975. – 144 p. : ill. – (Wolfe veterinary series). – ISBN 0-8151-1079-0. ISBN 978-08-1511-0798

VD IUHM Fonds Hamilton-Garey * cote: HGA 348 * classif.: 90

Bugnion, Edouard. – Anatomie de la reine et du roi-termite : ["Terme Redemanni, obscuriceps et Horni"] / E. Bugnion ; avec la collab. de N. Popoff. – In: Mémoires de la Société zoologique de France . – Paris. - 1912, 23 p.

VD IUHM Fonds Hamilton-Garey * cote: HGA 441 * classif.: 90

Bugnion, Edouard. – L'appareil salivaire des hémiptères / E. Bugnion ; avec la collab. de N. Popoff. – In: Archives d'anatomie microscopique. – Paris. - T. 10(1908), p. 228-268 ; t. 11(1910), p. 436-456
VD IUHM Fonds Hamilton-Garey * cote: HGA 448/1 * classif.: 90

Bugnion, Edouard. – *Baeus apterus* nov. spec. de Ceylan : sclénionide parasite des oeufs d'argyope / par E. Bugnion ; avec la collab. de N. Popoff. – In: Revue suisse de zoologie. – Genève. - T. 18(1910), fasc. 3, p. 730-735
VD IUHM Fonds Hamilton-Garey * cote: HGA 451 * classif.: 90

Bugnion, Edouard. – Les "Calotermes" de Ceylan / par E. Bugnion ; avec la collab. de N. Popoff. – In: Mémoires de la Société zoologique de France. – Paris. - T. 23(1910), p. 124-144, pl. III-V
VD IUHM Fonds Hamilton-Garey * cote: HGA 597 * classif.: 90

Bugnion, Edouard. – Le coeur (vaisseau dorsal) et la circulation chez les insectes / par E. Bugnion. – Contient: 1 pl. – In: Bulletin de la Murithienne. – Sion. - Fasc. 37(1911), p. 13-23
VD IUHM Fonds Hamilton-Garey * cote: HGA 427 * classif.: 90

Bugnion, Edouard. – L'estomac du *Xylocope violet* (*Xylocopa violecea* Fab.) / par E. Bugnion. – In: Bulletin de la société vaudoise des sciences naturelles. – Lausanne. - Vol. 11(1905), fasc. 3, p. 110-128
VD IUHM Fonds Hamilton-Garey * cote: HGA 440 * classif.: 90

Bugnion, Edouard. – *Eutermes hantanae* de Ceylan / par E. Bugnion. – In: *Spolia zeylanica*. – Colombo. - Vol. 9(1914), part. 35, p. 155-162
VD IUHM Fonds Hamilton-Garey * cote: HGA 425 * classif.: 90

Bugnion, Edouard. – "*Eutermes Kotuae* nov. sp." de Ceylan / E. Bugnion. – In: Bulletin de la Société entomologique suisse. – [Schaffhouse]. - [1914], 8 p.
VD IUHM Fonds Hamilton-Garey * cote: HGA 436 * classif.: 90

Bugnion, Edouard. – Les glandes cirières de "*Flata* (*Phromnia*) *marginella*", fulgorelle porte-laine des Indes et de Ceylan / E. Bugnion et N. Popoff. – In: Bulletin de la Société vaudoise des sciences naturelles. – [Lausanne]. - 1907, 15 p.
VD IUHM Fonds Hamilton-Garey * cote: HGA 444 * classif.: 90

Bugnion, Edouard. – L'imago de l'*Eutermes lacustris* de Ceylan / par E. Bugnion. – In: *Spolia zeylanica*. – Colombo. - Vol. 9(1914), part. 35, p. 149-154
VD IUHM Fonds Hamilton-Garey * cote: HGA 435 * classif.: 90

Bugnion, Edouard. – Les insectes phosphorescents / par E. Bugnion. – Contient: 4 pl. – Concerne: Lampyridae (Coleoptera), luciole, *Pyrophorus* (Elateridae, Coleoptera). – In: Bulletin de la Murithienne. – Sion. - Fasc. 39(1914-1915), p. 82-124
VD IUHM Fonds Hamilton-Garey * cote: HGA 426 * classif.: 90

Bugnion, Edouard. – Les métamorphoses du ditoneces *pubicornis* walk / E. Bugnion. – Paris, 1907. – P. 119-122 : fig. ; 8°. – Tiré à part de: Annales de la Soc. entomologique de France
VD IUHM Fonds Hamilton-Garey * cote: HGA 434 * classif.: 90

Bugnion, Edouard. – Les moeurs des termites champignonnistes (de Ceylan) / [E. Bugnion]. – In: Bibliothèque universelle et revue suisse. – Lausanne. - 1913, 32 p.
VD IUHM Fonds Hamilton-Garey * cote: HGA 429 * classif.: 90

Bugnion, Edouard. – Les oeufs pédiculés de *Rhyssa persuasoria* / par E. Bugnion. – In: Bulletin de la Société entomologique de France. – Paris. - No. 4(1904), p. 80-83
VD IUHM Fonds Hamilton-Garey * cote: HGA 423 * classif.: 90

Bugnion, Edouard. – Les pièces buccales et le pharynx d'un staphylin de Ceylan / E. Bugnion. – In: Revue suisse de zoologie : annales de la Société suisse de zoologie et du Muséum d'histoire naturelle de Genève. – Genève. - 1911, 18 p.
VD IUHM Fonds Hamilton-Garey * cote: HGA 438 * classif.: 90

Bugnion, Edouard. – La polyembryonie et le déterminisme sexuel : résumé des observations de P. Marchal / par E. Bugnion. – In: Bulletin de la société vaudoise des sciences naturelles. – Lausanne. - Vol. 42(1906), no. 153, p. 95-112

VD IUHM Fonds Hamilton-Garey * cote: HGA 439 * classif.: 90

Bugnion, Edouard. – Recherches anatomiques sur *Aulacus striatus* Jur. (Hyménopt.) : tube digestif, ovaires, oeufs pédiculés / par E. Bugnion ; avec la collab. de N. Popoff. – In: Bulletin de la Société entomologique suisse. – Bd. 12(1915), 2, p. 43-48

VD IUHM Fonds Hamilton-Garey * cote: HGA 449 * classif.: 90

Bugnion, Edouard. – La spermatogénèse du lombric terrestre (*Lumbricus agricola* Hoffm.) / E. Bugnion et N. Popoff. – Paris : Schleicher Frères, 1905. – P. 339-389, pl. VIII-XI : ill. ; 24 cm. – Tiré à part de: Archives de zoologie expérimentale et générale. – T. 3(1905), fasc. 4

VD IUHM Fonds Hamilton-Garey * cote: HGA 378 * classif.: 90

Bugnion, Edouard. – La structure anatomique du "Trigonalys Hahni Spin" / E. Bugnion. – In: Bulletin de la Société entomologique suisse. – [Schaffhouse]. - [1910], 7 p.

VD IUHM Fonds Hamilton-Garey * cote: HGA 428 * classif.: 90

Bugnion, Edouard. – Le système nerveux et les organes sensoriels du fulgore tacheté des Indes et de Ceylan (*Fulgora maculata*) / par E. Bugnion ; avec la collab. de N. Popoff. – In: Journal für Psychologie une Neurologie. – Leipzig. - Bd. 13(1908), p. 326-354

VD IUHM Fonds Hamilton-Garey * cote: HGA 652 * classif.: 90

Bugnion, Edouard. – Le Termes Ceylonicus / par E. Bugnion. – In: Revue suisse de zoologie. – Genève. - Vol. 19(1911), no. 15, p. 384-395

VD IUHM Fonds Hamilton-Garey * cote: HGA 422 * classif.: 90

Bugnion, Edouard. – Le termite noir de Ceylan : observations nouvelles / E. Bugnion ; avec la collab. de C. Ferrière. – In: Bulletin de la Société vaudoise des sciences naturelles. – [Lausanne]. - [1910?], 31 p.

VD IUHM Fonds Hamilton-Garey * cote: HGA 424 * classif.: 90

Bugnion, Edouard. – Le Termitogeton umbilicatus Hag. (de Ceylan) : [Correndentia, Termitidae] / par E. Bugnion. – In: Annales de la Société entomologique de France. – Paris. - Vol. 83(1914), p. 40-47

VD IUHM Fonds Hamilton-Garey * cote: HGA 437 * classif.: 90

Bugnion, Edouard. – Über Termes Ceylonicus Wasm / E. Bugnion ; unter Mitarbeit von N. Popoff und C. Ferrière. – In: Deutsche Entomologische National-Bibliothek. – T. II (1911), Nos. 11 u. 12

VD IUHM Fonds Hamilton-Garey * cote: HGA 454 * classif.: 90

Bugnion, Edouard. – Les yeux des insectes nocturnes / Ed. Bugnion, N. Popoff. – In: Archives d'anatomie microscopique. – Paris. - 1914

VD IUHM Fonds Hamilton-Garey * cote: HGA 398 * classif.: 90

Bugnion, Edouard. – Les yeux des insectes nocturnes / par E. Bugnion et N. Popoff. – In: Comptes rendus de l'Association des anatomistes. – Nancy. - 15e réunion (Lausanne), 1913, p. 242-264

VD IUHM Fonds Hamilton-Garey * cote: HGA 443 * classif.: 90

Charles-Dominique, Pierre. – Behaviour and ecology of nocturnal prosimians : field studies in Gabon and Madagascar = Comportement et écologie de prosimiens nocturnes : études de terrain au Gabon et à Madagascar / by Pierre Charles-Dominique, Robert D. Martin. – Berlin ; Hamburg : P. Parey, 1972. – 89 p. : ill. ; 25 cm. – (Fortschritte der Verhaltensforschung ; H. 9). – Readable if somewhat outdated, this book contains comprehensive chapters on prosimian ecology, and a classic chapter on niche partitioning among five sympatric species of lorisooids in Gabon. A must-have background read for any student of modern primatology. – ISBN 3-489-64536-7

VD IUHM Fonds Hamilton-Garey * cote: HGA 359 * classif.: 90

Coidan-Spoerri, Rosette. – Etude in vitro des cellules satellites (Glia) du ganglion cervical supérieur chez le rat adulte / par Rosette Coidan-Spoerri. – In: Archives d'anatomie, d'histologie et d'embryologie normales et expérimentales. – Strasbourg. - T. 49(1966), fasc. 5/8, p. 443-451

VD IUHM Fonds Hamilton-Garey * cote: HGA 579 * classif.: 90

A **Companion** to animal physiology / ed. C. Richard Taylor ... [et al.]. – Cambridge [etc.] : Cambridge University Press, 1982. – 365 p. : ill. – (Comparative physiology perspectives). – Papers from the 5th International Conference on Comparative Physiology, held at Sandbjerg, Denmark, July 22-26, 1980. – Originally published in 1982, this book was designed to supplement Knut Schmidt-Nielsen's animal physiology. Using Schmidt-Nielsen's comparative approach to the study of animal form function, the text pursues in greater detail topics introduced in Animal Physiology. Like the textbook, the Companion is organised according to major environmental features: oxygen, food and energy, temperature, and water, concluding with a section on movement and structure. The papers brought together in this volume were presented in July 1980 to honour Smith-Nielsen's sixty-fifth birthday, at the Fifth International conference on comparative physiology, held in Sandbjerg, Denmark. – ISBN 0-521-24437-4 (hard cover). ISBN 0-521-28685-9 (pbk.)

VD IUHM Fonds Hamilton-Garey * cote: HGA 349 * classif.: 90

Cunningham, Daniel John. – The lumbar curve in man and the apes : with an account of the topographical anatomy of the chimpanzee, orang-utan, and gibbon / Daniel John Cunningham. – Dublin : Royal Irish Academy, 1886. – 1 vol. : ill. – (Cunningham memoirs ; 2)

VD IUHM Fonds Hamilton-Garey * cote: HGA 658 * classif.: 90

Dubar, Jean. – Recherches sur le champ visuel des vertébrés : études de physiologie comparée / Jean Dubar. – Paris : L. Arnette, 1925. – 56 p. ; in-8°. – Th. Paris, 1925 ; no 74

VD IUHM Fonds Hamilton-Garey * cote: HGA 376 * classif.: 90

Fritschy, Jean-Marc. – Etude morphologique du développement de la voie visuelle centrale chez le ouistiti (*Callithrix jacchus*) / par Jean-Marc Fritschy. – Lausanne : [s.n.], 1987. – 144 f. : ill. ; 30 cm. – Thèse dactylographiée. – Th. Sc. Lausanne, 1987. – Thèse. Biologie. Médecine. 1986

VD IUHM Fonds Hamilton-Garey * cote: HGA 370 * classif.: 90

Fritschy, Jean-Marc. – Postnatal development of quantitative morphological parameters in the lateral geniculate nucleus of the Marmoset monkey / J.M. Fritschy and L.J. Garey. – In: Developmental brain research. – Amsterdam. - Vol. 30(1986), p. 157-168

VD IUHM Fonds Hamilton-Garey * cote: HGA 601 * classif.: 90

Fritschy, Jean-Marc. – Quantitative changes in morphological parameters in the developing visual cortex of the Marmoset monkey / J.M. Fritschy and L.J. Garey. – In: Developmental brain research. – Amsterdam. - Vol. 29(1986), p. 173-188

VD IUHM Fonds Hamilton-Garey * cote: HGA 600 * classif.: 90

Gallera, Jerzy. – Effets de la suspension précoce de l'induction normale sur la partie préchordale de la plaque neurale chez les amphibiens / par J. Gallera. – Le tiré à part a sa propre pagination (44 p.). – In: Archives de biologie. – Paris. - T. 58(1947), fasc. 3, p. 222-264

VD IUHM Fonds Hamilton-Garey * cote: HGA 442 * classif.: 90

Garey, Laurence J. – A quantitative study of neuronal and glial numerical density in the visual cortex of the bottlenose dolphin : evidence for a specialized subarea and changes with age / L.J. Garey and G. Leuba. – Neuronal and glial numerical densities were measured in the lateral gyrus of the cerebral hemisphere of dolphins (*Tursiops truncatus*) from the neonatal period to adulthood. The cortex studied is the area known to be visually excitable in evoked potential studies. Two distinct parts of the adult lateral gyrus are identifiable, one relatively anterior, in which neuronal density is 23,000/mm³, the other more posterior, with almost double this density. In a neonate, the neuronal density in the anterior lateral gyrus was found to be more than double that of the adult. No samples from the immature posterior area were available. Glial density varies much less than neuronal density, both with age and between areas. Soon after birth the glia/neuron ratio is 1.6 in anterior lateral gyrus, rising to around 3 in the adult anterior lateral area, and rather less in the posterior region, where neuronal density is high. We speculate that the existence of a high numerical density of neurons in the posterior part of the dolphin visual cortex could perhaps indicate a specialized area corresponding to the primate primary visual cortex, also known to have high neuronal density. – In: The journal of comparative neurology. – Philadelphia. - Vol. 247(1986), p. [491]-496

VD IUHM Fonds Hamilton-Garey * cote: HGA 602 * classif.: 90

Gaskell, Walter Holbrook. – On the origin of vertebrates deduced from the study of ammocoetes. Part III, On the origin of the branchial segmentation / by Walter H. Gaskell. – In: Journal of anatomy and physiology. – London. - Vol. 33[1898], p. 155-188

VD IUHM Fonds Hamilton-Garey * cote: HGA 433 * classif.: 90

Gaskell, Walter Holbrook. – On the origin of vertebrates deduced from the study of ammocoetes. Part XI, The origin of the vertebrate body cavity and excretory organs : the meaning of the somites of the trunk and of the ductless glands / by Walter H. Gaskell. – In: Journal of anatomy and physiology. – London. - Vol. 37(1903), p. 169-219

VD IUHM Fonds Hamilton-Garey * cote: HGA 432 * classif.: 90

Gfeller-Leuba, Geneviève. – Maturation postnatale quantitative de l'écorce cérébrale de la souris : développement normal et carences nutritionnelles / par Geneviève Gfeller-Leuba. – Clausthal-Zellerfeld : [s.n.], 1977. – 290 p. ; 21 cm. – Th. Sc. Lausanne, 1977. – Thèse. Biologie. Médecine. 1977

VD IUHM Fonds Hamilton-Garey * cote: HGA 375 * classif.: 90

Grove, A. J. – Animal biology / by A. J. Grove and G. E. Newell. – 2nd ed. – London : University Tutorial Press, 1944. – 678 p. : ill. – (Practical zoology manuals)

VD IUHM Fonds Hamilton-Garey * cote: HGA 351 * classif.: 90

Grynfeldt, Edouard. – Le muscle tenseur de la choroïde chez les poissons / par Ed. Grynfeldt. – In: Archives d'anatomie microscopique. – Paris. - T. 12(1910), fasc. 3, p. 476-510

VD IUHM Fonds Hamilton-Garey * cote: HGA 379 * classif.: 90

Hatschek, Rudolf. – Ueber das Rückenmark des Seehundes (*Phoca vitulina*) im Vergleiche mit dem Hundes / von Rudolf Hatschek. – In: Arbeiten aus dem Institut für Anatomie u. Physiologie an der Wiener Universität. – Leipzig. - H. 4(1896), S. 2-28

VD IUHM Fonds Hamilton-Garey * cote: HGA 574 * classif.: 90

Hendrickx, Andrew G. – Embryology of the baboon / Andrew G. Hendrickx ; with contrib. by Marshall L. Houston ... [et al.]. – Chicago : The University of Chicago Press, 1971. – 205 p. : ill. – ISBN 0-226-32712-4

VD IUHM Fonds Hamilton-Garey * cote: HGA 329 * classif.: 90

Huber, Gotthelf Carl. – The development of the albino rat, *mus norvegicus albinus* / G. Carl Huber. – Philadelphia : [s.n.], [1915]. – 142 p. : ill. – (Memoirs of the Wistar institute of anatomy and biology ; no. 5). – Reprinted from the Journal of morphology, vol. 26, no. 2(June 1915)

VD IUHM Fonds Hamilton-Garey * cote: HGA 634 * classif.: 90

Kent, George Cantine. – Comparative anatomy of the vertebrates / George C. Kent. – 4th print. – St. Louis : The C. V. Mosby Company, 1965. – 457 p. : ill.

VD IUHM Fonds Hamilton-Garey * cote: HGA 369 * classif.: 90

Magnus, Rudolf. – Die Bedeutung des Ganglions bei *Ciona intestinalis* / von R. Magnus. – In: Mittheilungen aus der Zoologischen Station zu Neapel. – Leipzig. - Bd. 15(1902), H. 4, S. [483]-486

VD IUHM Fonds Hamilton-Garey * cote: HGA 653 * classif.: 90

Menschenaffen (Anthropomorphae) : Studien über Entwicklung und Schädelbau / hrsg. von Emil Selenka. – Wiesbaden : C.W. Kreidel, 1898-1913. – 11 fasc. : ill.

VD IUHM Fonds Hamilton-Garey * cote: HGA 656/5 * classif.: 90

Minkowski, Mieczyslaw. – Etude sur la physiologie des circonvolutions rolandiques et pariétales / par M. Minkowski. – In: Schweizer Archiv für Neurologie und Psychiatrie. – Zürich. - Vol. 1(1917), fasc. 2, p. 390-459

VD IUHM Fonds Hamilton-Garey * cote: HGA 580 * classif.: 90

Parker, William Kitchen, 1823-1890. – On the structure and development of the skull in the Batrachia. Part III / by William Kitchen Parker. – [London : Harrison and Sons, 1881]. – 266 pages, 44 leaves of plates : color illustrations ; 30 cm. – "From the Philosophical transactions of the Royal Society, Part I. 1881."

VD IUHM Fonds Hamilton-Garey * cote: HGA 643 * classif.: 90

Parker, William Kitchen, 1823-1890. – The morphology of the skull / by W.K. Parker and G.T. Bettany. – London, Macmillan, 1877. – xv, 368 pages : illustrations

VD IUHM Fonds Hamilton-Garey * cote: HGA 465 * classif.: 90

Perry, John Sherwood. – The ovarian cycle of mammals / [by] John S. Perry. – Edinburgh : Oliver and Boyd, 1971. – viii, 219 p., 4 plates : Ill. – (University reviews in biology ; 13). – ISBN 0–05–002342–X (pbk.). ISBN 0–05–002343–8. ISBN 978–00–5002–3426 (pbk.). ISBN 978–00–5002–3433
VD IUHM Fonds Hamilton-Garey * cote: HGA 360 * classif.: 90

Popoff, Nicolas. – L'ovaire d'une ourse ("ursus arctos") de quatre ans : (note préliminaire) / par Nicolas Popoff. – In: Comptes rendus de l'Association des Anatomistes. – Nancy. - 1934, p. 2-14
VD IUHM Fonds Hamilton-Garey * cote: HGA 447 * classif.: 90

Prentiss, Charles William. – The nervous structures in the palate of the frog : the peripheral networks and the nature of their cells and fibers / by C. W. Prentiss. – In: The Journal of comparative neurology and psychology. – Granville- . Vol. 14(1904), no. 2, p. 94-117
VD IUHM Fonds Hamilton-Garey * cote: HGA 575 * classif.: 90

Proceedings of the Fourth International Congress of zoology, Cambridge, 22-27 August, 1898 / ed. by Adam Sedgwick. – London : C.J. Clay, 1899. – 422 p. : ill. ; 26 cm
VD IUHM Fonds Hamilton-Garey * cote: HGA 358 * classif.: 90

Retzius, Gustaf. – Biologische Untersuchungen N.F. 13 Die Gaumenleisten der Menschen und der Thiere / von Gustaf Retzius. – Stockholm [u.a.] : Samson & Wallin, 1906. – S. [117] - 168, [14] Bl : Ill. – Tiere
VD IUHM Fonds Hamilton-Garey * cote: HGA 664 * classif.: 90

Retzius, Magnus Gustaf. – Biologische Untersuchungen : Neue Folge / von Gustaf Retzius. – Stockholm : Samson & Wallin ; Leipzig : C.F.W. Vogel, 1890-1921. – 19 vol. : ill. ; 40 cm
VD IUHM Fonds Hamilton-Garey * cote: HGA 655/15 * classif.: 90
VD IUHM Fonds Hamilton-Garey * cote: HGA 655/16 * classif.: 90
VD IUHM Fonds Hamilton-Garey * cote: HGA 655/17 * classif.: 90
VD IUHM Fonds Hamilton-Garey * cote: HGA 655/18 * classif.: 90
VD IUHM Fonds IBCM * cote: HMB 2055 * classif.: 22

Reyss-Brion, Maryse. – La sensibilité différentielle de certaines ébauches de l'embryon de poulet aux rayons X, à différents stades du développement / par Maryse Reyss-Brion. – In: Archives d'anatomie microscopique. – Paris. - T. 45(1956), no. 4, p. 343-353
VD IUHM Fonds Hamilton-Garey * cote: HGA 380 * classif.: 90

Romer, Alfred Sherwood. – The vertebrate body / Alfred Sherwood Romer. – Philadelphia ; London [etc.] : W.B. Saunders, 1950. – VIII, 643 p. : ill. ; 24 cm
VD IUHM Fonds Hamilton-Garey * cote: HGA 328 * classif.: 90

Sansom, G. S. – Early development and placentation in Arvicola (Microtus) amphibius, with special reference to the origin of placental giant cells / by G. S. Sansom. – In: Journal of anatomy. – Oxford. - Vol. 56(1922), parts 3 and 4, p.[333]-365
VD IUHM Fonds Hamilton-Garey * cote: HGA 665 * classif.: 90

Sargent, Porter. – Reissner's fibre in the canalis centralis of vertebrates / by Porter E. Sargent. – (Contributions from the Zoological Laboratory of the Museum of Comparative Zoölogy at Harvard College ; no. 106). – Pagination double : p. 34-44 ; p. 1-12. – Index. – In: Anatomischer Anzeiger. – Jena. - Bd. 17(1900), Nr. 2 und 3, S. 34-44
VD IUHM Fonds Hamilton-Garey * cote: HGA 606 * classif.: 90

Schneider, Rolf. – Das Gehirn von Roussettus aegyptiacus (E. Geoffroy 1810) : (Megachiroptera, Chiroptera, Mammalia) : ein mit Hilfe mehrerer Schnittserien erstellter Atlas / von Rolf Schneider. – Frankfurt am Main : W. Kramer, 1966. – 159 S. : Ill. – (Abhandlungen der Senckenbergischen Naturforschenden Gesellschaft ; 513)
VD IUHM Fonds Hamilton-Garey * cote: HGA 641 * classif.: 90

Spemann, Hans. – Die Entwicklung des invertierten Höhrgrübchens zum Labyrinth : ein kritischer Beitrag zur Strukturlehre des Organanlagen / von H. Spemann. – In: Archiv für Entwicklungsmechanik der Organismen. – Leipzig. - Bd. 30(1910), T. 2, S. 438-458
VD IUHM Fonds Hamilton-Garey * cote: HGA 397 * classif.: 90

Steinach, Eugen. – Ueber die Chromatophoren-Muskeln der Cephalopoden : vorläufige Mittheilung / von E. Steinach. – In: Sitzungsberichte des Deutschen naturw.-medizin. Vereines für Böhmen "Lotos". – Prag. - 1900, S. 2-10

VD IUHM Fonds Hamilton-Garey * cote: HGA 577 * classif.: 90

Taylor, William T. – Functional mammalian anatomy : (with special reference to the cat) / by William T. Taylor and Richard J. Weber ; ill. by Thomas Courtney Lee. – Toronto : D. Van Nostrand, 1951. – 575 p. : ill. – The authors of this book have set out to give an account of the anatomy of the mammal and especially the cat, not only from the structural but also from the functional aspect. This approach has been used by the authors over a period of twenty years and they have found that it has been stimulating to the student. Right from the beginning of his biological training the student is encouraged to correlate form and function so that if at a later period he decides to become an anatomist or mammalian physiologist, he has a firm foundation on which to base his subsequent knowledge. The book is divided into fourteen chapters. The first chapter defines common terms and also gives a useful introduction to histology. The next twelve chapters give adequate, yet not too detailed accounts of the different systems. The fourteenth chapter gives instructions for the dissection of the cat. This book is attractively laid out and well illustrated, many of the illustrations being in colour. As a text-book for students beginning the study of mammalian zoology, this book can be highly recommended.

VD IUHM Fonds Hamilton-Garey * cote: HGA 352 * classif.: 90

Threadgold, L.T. – The ultrastructure of the animal cell / by L.T. Threadgold. – Oxford [etc.] : Pergamon, 1967. – XXIII, 313 p. : ill. ; 26 cm. – (International series of monographs in pure and applied biology, division zoology ; vol. 37). – ISBN 0-08-002960-4

VD IUHM Fonds Hamilton-Garey * cote: HGA 350 * classif.: 90

Uhlenhuth, Eduard. – Die Transplantation des Amphibiensauges / von Eduard Uhlenhuth. – In: Archiv für Entwicklungsmechanik der Organismen. – Leipzig. - Bd. 33(1912), H. 3/4, S. 724-747

VD IUHM Fonds Hamilton-Garey * cote: HGA 446 * classif.: 90

Wilson, J. T. – On the Question of the Interpretation of the Structural Features of the Early Blastocyst of the Guinea-pig / by J. T. Wilson. – In: Journal of anatomy. – Oxford. - Vol. 62(1928), part 3, p. [346]-358

VD IUHM Fonds Hamilton-Garey * cote: HGA 665 Rec * classif.: 90

Winckler, Georges. – Contribution à l'étude du sacrum irrégulier et asymétrique chez certains mammifères et chez l'homme / par Georges Winckler. – In: Archives d'anatomie, d'histologie et d'embryologie. – Strasbourg. - T. 32(1949), fasc. 4/8, p. 184-200

VD IUHM Fonds Hamilton-Garey * cote: HGA 450 * classif.: 90

Wolff, Etienne. – Le rôle des hormones embryonnaires dans la différenciation sexuelle des oiseaux / par Etienne Wolff. – In: Archives d'anatomie microscopique. – Paris. - T. 39(1950), no. 3, p. 427-450

VD IUHM Fonds Hamilton-Garey * cote: HGA 381 * classif.: 90

Wolff, Etienne. – Sur l'intersexualité expérimentale des gonades embryonnaires de canard, cultivées in vitro / par Etienne Wolff et Katy Haffen. – In: Archives d'anatomie microscopique et de morphologie expérimentale. – Paris. - T. 41(1952), no. 2, p. 185-207

VD IUHM Fonds Hamilton-Garey * cote: HGA 431 * classif.: 90

Wolff, Etienne. – Sur le développement et la différenciation sexuelle des gonades embryonnaires d'oiseau en culture in vitro / Etienne Wolff et Katy Haffen. – In: The journal of experimental zoology. – Philadelphia. - Vol. 119(1952), no. 3, p. 382-399

VD IUHM Fonds Hamilton-Garey * cote: HGA 430 * classif.: 90

520 Hérédité - Constitution (physiognomonie)

Heredity and society / ed. by Ian H. Porter, Richard G. Skalko ; assistant eds Sally Kelly, Dwight T. Janerich. – New York [etc] : Academic Press, 1973. – xi, 324 p. ; 24 cm. – (Birth Defects Institute Symposia). – Proceedings of a symposium on heredity and society sponsored by the Birth Defects Institute of the New York State Department of Health, held in Albany NY, October 26-27, 1971. – ISBN 0-12-562850-1

VD IUHM Fonds Hamilton-Garey * cote: HGA 263 * classif.: 520

530 Psychiatrie clinique: généralités

Clinical aspects of mental illness. – London : Roche, 1961. – 66 S. : ill.

VD IUHM Fonds Hamilton-Garey * cote: HGA 261 * classif.: 530

Lurie, Hugh James. – Clinical psychiatry for the primary physician / by Hugh James Lurie. – 3rd print. – Nutley : Roche Laboratories, 1978. – 247 p.

VD IUHM Fonds Hamilton-Garey * cote: HGA 262 * classif.: 530

Noyes, Arthur P. – Noyes' modern clinical psychiatry / Lawrence C. Kolb. – 7th ed. – Philadelphia ; London : W.B. Saunders, cop. 1968. – VIII, 638 p. : fig. ; 26 cm. – ISBN 0-7216-5485-1

VD IUHM Fonds Hamilton-Garey * cote: HGA 553 * classif.: 530

531f Troubles organiques

Epilepsy / Richard Appleton ... [et al.]. – 2nd ed. – London : Martin Dunitz ; 1992. – 98 p. : ill. ; 19 cm. – ISBN 1-85317-135-2. ISBN 978-18-5317-1352

VD IUHM Fonds Hamilton-Garey * cote: HGA 260 * classif.: 531f

532 Névroses - Psychoses: généralités

ABC of mental health / ed. by Teifion Davies and T.K.J. Craig. – London : BMJ Books, 1998. – 82 p. : ill. – This helpful guide deals with the principles and practice of managing mental health problems and clears away many of the common misunderstandings about mental illness, psychiatrists and psychiatry in general. The coverage includes commonly encountered mental conditions and all the aspects of this complex area including recognising the condition, communicating with the patient and family, and the therapies available. – ISBN 978-07-2791-2206. 072912208

VD IUHM Fonds Hamilton-Garey * cote: HGA 618 * classif.: 532

532e Dépression

Depression : a once in a lifetime event? / edited by G.W. Ashcroft. – Oxford : Clinical Neuroscience Pub., ©1991. – 56 pages. – (International clinical psychopharmacology ISSN 0268-1315 ; v. 6, suppl. 2). – "Proceedings of a Symposium held at The Royal College of Physicians, St. Andrew's Place, Regents Park, London, UK, on November 30, 1990." – ISBN 1-86986-810-2. ISBN 1-86986-870-6. ISBN 978-18-6986-8109. ISBN 978-18-6986-8703

VD IUHM Fonds Hamilton-Garey * cote: HGA 631 * classif.: 532e

Lader, Malcolm. – Focus on depression / by M.H. Lader. – Middlesex : Bencard, 1981. – 92 p. : ill.

VD IUHM Fonds Hamilton-Garey * cote: HGA 265 * classif.: 532e

532k Troubles de la personnalité (caractère, tempérament, personnalités multiples, troubles dissociatifs ...)

Nobrium : towards true precision in the control of excessive anxiety / [Roche Products Limited]. – London : Roche Products Limited, 1971. – 52 p. : ill. – "I can't imagine that a modern day pharmaceutical company would produce a book like this one. Although this was produced by Pentagram in 1971, the diagrams look as contemporary as any found today. A truly splendid book to lay your hands on if you can. This is one of the sad things about so many great books, they are in such rare supply. This book must be considered one of the definitive examples of diagram heaven."

VD IUHM Fonds Hamilton-Garey * cote: HGA 594 * classif.: 532k

533a Hallucinations

Morgenthaler, Walter. – Über Zeichnungen von Geischtshalluzinationen / von W. Morgenthaler. – In: Zeitschrift für die gesamte Neurologie und Psychiatrie. Originalien. – Berlin. - Bd. 45(1919), H. 1/2, S. 20-29

VD IUHM Fonds Hamilton-Garey * cote: HGA 393 * classif.: 533a

600 Neurologie - Neurosciences: généralités

Afferent and intrinsic organization of laminated structures in the brain : (7th International Neurobiology Meeting) / ed. O. Creutzfeldt. – Berlin [etc.] : Springer-Verlag, 1976. – XXIII, 579 p. : ill. ; 25 cm. – (Experimental brain research. Supplementum ; 1). – ISBN 3-540-07923-8 (Berlin). ISBN 0-387-07923-8 (New York)

VD IUHM Fonds Hamilton-Garey * cote: HGA 290 * classif.: 600

Barker, Roger A. – Neuroscience : an illustrated guide / Roger Barker. – New York : E. Horwood, 1991. – 285 p. : ill. – (Ellis Horwood series in neuroscience). – Designed as a basic textbook of neuroscience, this book starts at ion channels and works its way through to psychiatric disease. It includes all the specialities of neuroscience - anatomy, physiology, pharmacology, pathology and, where applicable, psychology. The book begins with a discussion of the basic principles of the nervous system including ion channels, action potentials, synapses, anatomy, embryology, molecular neurobiology and the techniques employed in the study of the nervous system. Sections are then devoted to the sensory and motor systems, and the general principles relating to the functional organization of the central nervous system. The author introduces the notion of neuropharmacological systems as opposed to functional or anatomical networks. The book concludes with material on the breakdown of these networks in psychiatric and neurological disease. – ISBN 0-13-617333-0 (pbk. ed.). ISBN 0-13-617341-1 (library ed.). ISBN 978-01-3617-3335 (pbk. ed.). ISBN 978-01-3617-3410 (library ed.)

VD IUHM Fonds Hamilton-Garey * cote: HGA 291 * classif.: 600

Beidler, Lloyd M. – Sensory transduction : a report based on an NRP Work session held July 26-28, 1967 / by Lloyd M. Beidler and Werner E. Reichardt. – Brookline : Neurosciences research program, 1970. – P. 459-560. – (Neurosciences research program bulletin ; 1970, vol. 8, no. 5)

VD IUHM Fonds Hamilton-Garey * cote: HGA 617 * classif.: 600

Bloom, Floyd E. – Macromolecules in synaptic function : a report based on an NRP Work session held November 16-18, 1969 / by Floyd E. Bloom, Leslie L. Iversen, Francis O. Schmitt. – Brookline : Neurosciences research program, 1970. – P. 325-455. – (Neurosciences research program bulletin ; 1970, vol. 8, no. 4)

VD IUHM Fonds Hamilton-Garey * cote: HGA 616 * classif.: 600

Brain metabolism and imaging : a report of the 1984 FESN Study Group on Brain Metabolism and Imaging / ed. by W. Feindel... [et al.]. – Geneva : FESN, 1985. – 128 p. : ill. ; 24 cm. – (Discussions in neurosciences ; vol. 2, no 2)

VD IUHM Fonds Hamilton-Garey * cote: HGA 625/2/2 * classif.: 600

Gazzaniga, Michael S. – Cognitive and neurologic aspects of hemispheric disconnection in the human brain / by Michael S. Gazzaniga. – Geneva : FESN, 1987. – 72 p. : ill. ; 24 cm. – (Discussions in neurosciences ; vol. 4, no 4)

VD IUHM Fonds Hamilton-Garey * cote: HGA 625/4/4 * classif.: 600

Helmreich, Ernst J.M. – Receptor transduction mechanisms / by Ernst J.M. Helmreich. – Geneva : FESN, 1984. – 42 p. : ill. ; 24 cm. – (Discussions in neurosciences ; vol. 1, no 3)

VD IUHM Fonds Hamilton-Garey * cote: HGA 625/1/3 * classif.: 600

Hobson, John Allan. – The neurobiology and pathophysiology of sleep and dreaming / by J. Allan Hobson. – Geneva : FESN, 1985. – 50 p. : ill. ; 24 cm. – (Discussions in neurosciences ; vol. 2, no 4)

VD IUHM Fonds Hamilton-Garey * cote: HGA 625/2/4 * classif.: 600

Kuhlenbeck, Hartwig. – Brain and consciousness : some prolegomena to an approach of the problem / by Hartwig Kuhlenbeck. – Basel : Karger, 1957. – iv, 344 p. : ill. – (Confinia neurologica ; 1957, vol. 17, suppl.)

VD IUHM Fonds Hamilton-Garey * cote: HGA 344 * classif.: 600

Llinas, R. – [Collected reprints : 1976-81 / publications by R. Llinas]. – [S.l.] : [s.n.], [1976-81]. – 1 vol.

VD IUHM Fonds Hamilton-Garey * cote: HGA 648 * classif.: 600

Markey, Sanford P. – MPTP : a new tool to understand Parkinson's disease / by Sanford P. Markey. – Geneva : FESN, 1986. – 51 p. : ill. ; 24 cm. – (Discussions in neurosciences ; vol. 3, no 4)

VD IUHM Fonds Hamilton-Garey * cote: HGA 625/3/4 * classif.: 600

Milner, Robert J. – Molecular neurobiological strategies applied to the nervous system / by Robert J. Milner and J. Gregor Sutcliffe. – Geneva : FESN, 1988. – 63 p. : ill. ; 24 cm. – (Discussions in neurosciences ; vol. 5, no 2)

VD IUHM Fonds Hamilton-Garey * cote: HGA 625/5/2 * classif.: 600

Molecular genetic mechanisms in neurological disorders : a report of the 1988 FESN Study Group on Molecular Genetic Mechanisms in Neurological Disorders / chairmen D. Carleton Gajdusek and Pierre-Marie Sinet. – Geneva : FESN, 1988. – 162 p. : ill. ; 24 cm. – (Discussions in neurosciences ; vol. 5, no 3)

VD IUHM Fonds Hamilton-Garey * cote: HGA 625/5/3 * classif.: 600

Multidisciplinary approach to brain development : proceedings of the International Meeting on a Multidisciplinary Approach to Brain Development, held in Selva di Fasano, Italy, April 16-21, 1979 / sponsored by the European Society for Neurochemistry ; ed. by C. Di Benedetta, R. Balázs [et al.]. – Amsterdam ; New York : Elsevier/North-Holland Biomedical Press, 1980. – XIV, 585 p. : fig. ; 25 cm. – (Developments in neuroscience ; vol. 9). – ISBN 0-444-80227-4

VD IUHM Fonds Hamilton-Garey * cote: HGA 273 * classif.: 600

Nervous system development and repair : a report of the Study Group on Developmental Neurobiology, with special reference to the capacity of the central nervous system for self repair, held at the FESN headquarters, Geneva, March 24-26, 1983 / ed. by Pierre J. Magistretti, John H. Morrison, Floyd E. Bloom. – Geneva : FESN, 1984. – 121 p. : ill. ; 24 cm. – (Discussions in neurosciences ; vol. 1, no 2). – Congrès de médecine. Genève. 1983

VD IUHM Fonds Hamilton-Garey * cote: HGA 625/1/2 * classif.: 600

Notes in neurosciences / ed. by Y.S. Chan ... [et al.]. – Hong Kong : The Hong Kong Society of Neurosciences, 1989. – 101 p. : ill.

VD IUHM Fonds Hamilton-Garey * cote: HGA 289 * classif.: 600

Rall, Theodore W. – The role of cyclic AMP in the nervous system : a report based on an NRP Work session held October 5-7, 1969 / by Theodore W. Rall and Alfred G. Gillman. – Brookline : Neurosciences research program, 1970. – P. 221-323. – (Neurosciences research program bulletin ; 1970, vol. 8, no. 3)

VD IUHM Fonds Hamilton-Garey * cote: HGA 615 * classif.: 600

ee, Jan M van. – Behavioral approach to the study of the rat brain / by Jan M. van Ree and David de Wied. – Geneva : FESN, 1988. – 60 p. : ill. ; 24 cm. – (Discussions in neurosciences ; vol. 5, no 1)

VD IUHM Fonds Hamilton-Garey * cote: HGA 625/5/1 * classif.: 600

Ritchie, J. Murdoch. – Ion channels in neural membranes / by J. Murdoch Ritchie. – Geneva : FESN, 1987. – 51 p. : ill. ; 24 cm. – (Discussions in neurosciences ; vol. 4, no 1)

VD IUHM Fonds Hamilton-Garey * cote: HGA 625/4/1 * classif.: 600

Sensory transduction : a report of the 1987 FESN Study Group on Sensory Transduction / chairman T.N. Wiesel ; with the assistance of Albert J. Hudspeth... [et al.]. – Geneva : FESN, 1987. – 164 p. : ill. ; 24 cm. – (Discussions in neurosciences ; vol. 4, no 3)

VD IUHM Fonds Hamilton-Garey * cote: HGA 625/4/3 * classif.: 600

Varon, Silvio. – Factors promoting the growth of the nervous system / by Silvio Varon. – Geneva : FESN, 1985. – 62 p. : ill. ; 24 cm. – (Discussions in neurosciences ; vol. 2, no 3)

VD IUHM Fonds Hamilton-Garey * cote: HGA 625/2/3 * classif.: 600

610 Anatomie - Physiologie: généralités

Kuno, Motoy. – The synapse : function, plasticity, and neurotrophism / Motoy Kuno. – Oxford [etc.] : Oxford University Press, 1995. – XI, 249 p. : ill. ; 26 cm. – (Oxford science publications). – The synapse not only provides a bridge from one nerve cell to the next; its function can be modified by experience, making it important for learning and memory. This overview of the synapse provides a review of current concepts in neurobiology, with specific reference to synaptic plasticity, neurotransmission and neurotrophism. These areas have been advanced dramatically by the application of molecular biology techniques and, the synapse provides a much needed synthesis of these advances. Kuno incorporates all the latest thinking and current research together with a brief historical overview of research in the field, providing an invaluable text for both the student and the researcher. – ISBN 0-19-854687-4
VD IUHM Fonds Hamilton-Garey * cote: HGA 552 * classif.: 610

611 Cerveau

Bowsher, David. – Introduction to neuroanatomy / by David Bowsher. – Oxford : Blackwell Scientific Publications, [1961]. – xiii, 110 p. : illus. – Later ed. has title: Introduction to the anatomy & physiology of the nervous system
VD IUHM Fonds Hamilton-Garey * cote: HGA 345 * classif.: 611

Brodmann, Korbinian. – New research findings on the anatomy of the cerebral cortex of special relevance to anthropological questions / by K. Brodmann ; translated and edited by Guy N. Elston and Laurence J. Garey = Neue Forschungsergebnisse der Grosshirnendeanatomie mit besonderer Berücksichtigung anthropologischer Fragen / von K. Brodmann. – Qld., Australia : G. Elston, 2004. – 51, 43 p. : ill. – A paper translated from the original German text which is included which presented new data on the brains of different human races and people suffering from pathology such as microcephaly, epilepsy, idiocy and blindness. Never previously published yet in spite of the age of the research still highly relevant. – ISBN 0-646-43669-4. ISBN 978-06-4643-6692
VD IUHM Fonds Hamilton-Garey * cote: HGA 292 * classif.: 611

Clark, David Lee, 1939-. – The brain and behavior : an introduction to behavioral neuroanatomy / David L. Clark and Nashaat N. Boutros. – Malden, Mass., USA : Blackwell Science, c1999. – vii, 214 p. : ill. – This book is written with the behavioural clinician and student in mind. It conveys the immense complexity of the neuronal circuitry that subserves our cognitive and emotional lives. At the same time, it presents the reader with a simplified view of the neuroanatomy that underlies certain behaviors. – ISBN 0-632-04295-8. ISBN 978-06-3204-2951
VD IUHM Fonds Hamilton-Garey * cote: HGA 322 * classif.: 611

Daniel, Peter Maxwell. – Studies of the hypothalamus and the pituitary gland : with special reference to the effects of transection of the pituitary stalk / by Peter M. Daniel and Marjorie M. L. Prichard. – Oxford : The Alden Press, 1975. – x, 216 p. : ill. ; 24 cm. – (Acta endocrinologica. Supplementum ; 201). – "Accompanying vol. 80". – Includes indexes. – ISBN 0-900040-17-3 : £3.00. ISBN 87-7494-132-1
VD IUHM Fonds Hamilton-Garey * cote: HGA 341 * classif.: 611

Fitzgerald, Maurice John Turlough. – Neuroanatomy, basic and clinical / M.J.T. FitzGerald. – 2nd ed. – London ; Philadelphia : Baillière Tindall, 1994. – viii, 252 p. : ill. – Rev. ed. of: Neuroanatomy, basic and applied / M.J.T. FitzGerald. 1985. – A comprehensive account of neuroanatomy and its clinical applications. Important practical considerations have been integrated into the text in the form of clinical panels. Richly illustrated throughout, this book is written in a clear and readable style. – ISBN 0-7020-1432-X (alk. paper). ISBN 978-07-0201-4321 (alk. paper)
VD IUHM Fonds Hamilton-Garey * cote: HGA 287 * classif.: 611

Fix, James D. – High-yield neuroanatomy / James D. Fix. – Baltimore : Williams & Wilkins, 1995. – xiii, 111 p. : ill. – (Board review series). – This text, intended to be of use to neuroanatomy students, provides an introductory guide to neuroanatomy. – ISBN 0-683-03248-8. ISBN 978-06-8303-2482
VD IUHM Fonds Hamilton-Garey * cote: HGA 288 * classif.: 611

Formshaping movements in neurogenesis : papers presented at a symposium arranged September 12-15, 1977 as part of the celebrations of the 500th anniversary of Uppsala university / ed. by Carl-Olof Jacobson and Ted Ebendal. – Stockholm : Almqvist & Wiksell International, cop. 1978. – 257 p. : ill. ; 25 cm. – ISBN 91-220-0272-3
VD IUHM Fonds Hamilton-Garey * cote: HGA 282 * classif.: 611

Friant, Madeleine. – Anatomie comparée du cerveau : les hémisphères (neopallium), développement et interprétation de leurs sillons chez l'homme, aires cérébrales / Madeleine Friant. – Paris : Prisma, [1947?]. – 123 p. : fig., pl. ; 21 cm. – (Collection Orion)

VD IUHM Fonds Hamilton-Garey * cote: HGA 584 * classif.: 611

Ganguly, Pallab K. – N.A.M.E. : (neuroanatomy made easier) / Pallab K. Ganguly. – Winnipeg : PR Medical, [1998?]. – 91 p. : ill. – ISBN 0-9683751-0-3

VD IUHM Fonds Hamilton-Garey * cote: HGA 538 * classif.: 611

Goldberg, Stephen. – Clinical neuroanatomy : made ridiculously simple / Stephen Goldberg. – Miami : MedMaster, 1980. – 88 p. : ill. – This now-classic text presents the most relevant points in clinical neuroanatomy with mnemonics, humor and case presentations. For neuroanatomy courses and Board review.

VD IUHM Fonds Hamilton-Garey * cote: HGA 555 * classif.: 611

Haines, Duane E. – Neuroanatomy : an atlas of structures, sections, and systems / Duane E. Haines. – Baltimore [etc.] : Urban & Schwarzenberg, 1983. – XI, 212 p. : ill. ; 31 cm. – Succeed in your neuroanatomy course with Neuroanatomy: An Atlas of Structures, Sections, and Systems. This premiere learning resource provides everything you need to master course content, including clear explanations; a thorough synopsis of functional components, tracts, pathways, and systems; superb, high-quality MRI, CT, MRA, and MRV images; abundant color illustrations and photographs; hundreds of review questions; a wide range of clinical correlates; and a host of interactive online resources. To prepare you for exams and rotations, the atlas emphasizes the application of neuroanatomy concepts in clinical settings. You can prepare for the boards with a wide range of multiple-choice USMLE-style review questions (with extensive explanations) and a vast online interactive question bank. You can fine tune your understanding with innovative color illustrations that show clinical images of representative lesions integrated with the corresponding deficits. You can prepare for rotations with color illustrations of pathways, lesions, and brain slices integrated with clinical images. You can visualize structures as they appear both to the unaided eye and on imaging studies with superb MRI images. You can build your clinical understanding with MRI/CT images that provide the clearest and most clinically relevant views of key structures using the latest imaging modalities. You can test your understanding with the assessment section in Chapter 10 that serves as a practice test for neuroanatomy. Take your learning beyond the book with online resources, including interactive Q & A and interactive atlas/labeling. – ISBN 0-8067-0851-4 (Baltimore). ISBN 3-541-70851-4 (Munich)

VD IUHM Fonds Hamilton-Garey * cote: HGA 293 * classif.: 611

Heiss, Wolf-Dieter. – Diagnostic methods in the cerebro-organic psychosyndrome / W.-D. Heiss. – Darmstadt : E. Merck, 1985. – 112 p. : ill. – (Scripta medica Merck)

VD IUHM Fonds Hamilton-Garey * cote: HGA 283 * classif.: 611

Hendelman, Walter J. – Student's atlas of neuroanatomy / Walter J. Hendelman. – [3rd ed.]. – Philadelphia ; London [etc.] : W.B. Saunders, cop. 1994. – XIII, 236 p. : ill. ; 28 cm. – This new atlas provides the essential information necessary to understand the structure and function of the human central nervous system. Unique 3-dimensional airbrush illustrations and other state-of-the-art clinical drawings and photographs accompany functional and clinically relevant text. This comprehensive, systematically organized atlas covers all aspects of the nervous system, including an invative, practice-applicable discussion of the brainstem and its pathways: an integrative approach to the thalamus, a complete description of the limbic system and emotional basis of human behaviour and more. – ISBN 0-7216-5428-2

VD IUHM Fonds Hamilton-Garey * cote: HGA 272 * classif.: 611

Hewitt, William. – An atlas of human brain and spinal cord sections / by W. Hewitt. – London : Pitman medical publ. co., 1960. – 25 [f. de pl.]

VD IUHM Fonds Hamilton-Garey * cote: HGA 339 * classif.: 611

Human neurobiology. – Vol. 1(1982) - vol. 6(1987). – Berlin ; Heidelberg [etc.] : Springer International. – 28 cm. – ISSN 0721-9075

Etat de collection Fonds Hamilton-Garey: Vol. 3, no 2(1984)

VD IUHM Fonds Hamilton-Garey * cote: HGA 624 * classif.: 611

Komáromy, László. – Dissection of the brain : a topographical and technical guide / László Komáromy ; transl. by Eva Péter. – Budapest : Akadémiai Kiadó, 1962. – 1 vol. : ill. ; gr. 8°. – Traduit de: Az agyvelő boncolása

VD IUHM Fonds Hamilton-Garey * cote: HGA 284 * classif.: 611

Liebman, Michael. – Neuroanatomy made easy and understandable / Michael Liebman with a contribution by Rina Tadmor. – 4th ed. – Gaithersburg, Md. : Aspen Publishers, 1991. – ix, 148 p. : ill. (some col.) ; 28 cm. – Neuroanatomy made easy and understandable, fourth edition, is completely revised and updated. Practical, concise, and readable, this book gives students a basic understanding of neuroanatomy. It will help students develop the foundation they need to feel confident and competent in a tough subject area. Whether used as a text, review aid, or permanent reference, this is a highly effective learning tool. – ISBN 0-8342-0202-6

VD IUHM Fonds Hamilton-Garey * cote: HGA 595 * classif.: 611

Matzke, Howard A. – Synopsis of neuroanatomy / Howard A. Matzke, Floyd M. Foltz. – 3rd ed. – New York : Oxford Univ. Press, 1979. – x, 175 p. : ill. – A clear and concise account of the complete field of neuroanatomy. – ISBN 0-19-502551-2. ISBN 978-01-9502-5514

VD IUHM Fonds Hamilton-Garey * cote: HGA 280 * classif.: 611

Mitchell, George A.G. – The essentials of neuroanatomy / G.A.G. Mitchell, D. Mayor. – 3rd ed. – Edinburgh [etc.] : Churchill Livingstone, 1977. – 140 p. : fig. ; 22 cm. – (Churchill Livingstone medical text). – ISBN 0-443-01449-3

VD IUHM Fonds Hamilton-Garey * cote: HGA 281 * classif.: 611

Neuroanatomical techniques : 1978 short course syllabus / Society for Neuroscience, St. Louis, Missouri, November 1978. – Bethesda : Society for Neuroscience, 1978. – 194 p. : ill. ; 28 cm

VD IUHM Fonds Hamilton-Garey * cote: HGA 371 * classif.: 611

New trends in nuclear neurology and psychiatry / edited by D.C. Costa, G.F. Morgan, and N.A. Lassen. – London : John Libbey, c1993. – xii, 180 p. : ill. – This volume contains the proceedings of the post-congress meeting of the annual congress held in Funchal, Madeira, 28 August 1992. It should serve as a quick reference for those nuclear medicine physicians, particularly residents and young specialists, who decide to initiate their practice of nuclear neurology and psychiatry. The book aims to stimulate discussion of some of the issues of paramount importance for the present and future development of this interdisciplinary modality for the study of patients with diseases of the central nervous system. – ISBN 0-86196-401-2. ISBN 978-08-6196-4017

VD IUHM Fonds Hamilton-Garey * cote: HGA 285 * classif.: 611

Poritsky, Raphael. – Neuroanatomical pathways / Raphael Poritsky. – Philadelphia : Saunders, 1984. – xi, 94 p., 58 leaves of plates. – Consists of black and white drawings of neuroanatomical features, with pathways to be traced and colored in by the reader, based on accompanying instructions and descriptive text. – Combining essential information with numerous high-quality drawings, this book clearly describes how various nerve impulses travel through the brain. Explains the "wiring" or complex "circuitry" of the central nervous system, and enables the reader to play an active role in tracing out and coloring these neural pathways. Allows the reader to gain a better understanding of where the nerve cell bodies lie and where their axons go. – ISBN 0-7216-1276-8. ISBN 978-07-2161-2768

VD IUHM Fonds Hamilton-Garey * cote: HGA 342 * classif.: 611

Reduced dendritic spine density on cerebral cortical pyramidal neurons in schizophrenia / L. J. Garey ... [et al.]. – In: Journal of neurology, neurosurgery and psychiatry. – London. - Vol. 65(1998), no. 4, p. 447-453

VD IUHM Fonds Hamilton-Garey * cote: HGA 400 * classif.: 611

Reid, Cynthia. – A primer of human neuroanatomy / Cynthia Reid. – London : Lloyd-Luke (Medical Books) Ltd., 1978. – 194 p. : ill. – ISBN 0-85324-128-7. ISBN 978-08-5324-1287

VD IUHM Fonds Hamilton-Garey * cote: HGA 346 * classif.: 611

Reid, Cynthia. – A primer of human neuroanatomy / Cynthia Reid. – 2nd ed. – London : Lloyd-Luke (Medical Books) Ltd., 1983. – 199 p. : ill. – ISBN 0-85324-192-9

VD IUHM Fonds Hamilton-Garey * cote: HGA 347 * classif.: 611

Revishchin, A. V. – The thalamic projection to the sensory neocortex of the porpoise, *Phocoena phocoena* / A. V. Revishchin and L. J. Garey. – Retrograde tracers were injected in various parts of the neocortex of the porpoise (*Phocoena phocoena*). Labelled thalamic neurons were plotted in three-dimensional reconstructions. The lateral geniculate nucleus projects to the visually excitable part of the lateral gyrus. Ventral parts of the medial geniculate nucleus project to the auditory area of the suprasylvian gyrus, while dorsal medial geniculate projects to the 'secondary' auditory area of the ectosylvian gyrus and to the temporal operculum. The ventrobasal and ventropostero-inferior complex projects to cortex anterior to the suprasylvian auditory area, corresponding to somatosensory function. The main projection of the inferior pulvinar is to the suprasylvian gyrus, that of the medial pulvinar to the ectosylvian gyrus, and of the lateral pulvinar to the border of the lateral and suprasylvian gyri. The lateral and posterior complexes project to perisylvian cortex. Throughout the thalamus there is a rough topographic organisation. Lateral to medial through the thalamus represents progression from medial to lateral over the cortex from lateral gyrus to perisylvian cortex. Anterior in cortex is represented by anteroventral in thalamus, and posterior in cortex by posterodorsal in thalamus. – In: *Journal of anatomy*. – London. - 169(1990), p. 85-102

VD IUHM Fonds Hamilton-Garey * cote: HGA 401 * classif.: 611

Shepherd, Gordon M. – *Neurobiology* / Gordon M. Shepherd. – New York ; Oxford : Oxford University Press, 1983. – XVII, 611 p. : ill. ; 26 cm. – This widely used and highly praised textbook has been extensively revised to reflect the most exciting research across the entire range of neuroscience. A new feature is an introductory discussion of the mechanisms of gene regulation, while the superfamily of molecules responsible for membrane signalling is given new emphasis as a unifying theme throughout molecular and cellular neurobiology. The roles of these molecules in impulse conduction and synaptic transmission are fully explained, and illustrated by computer models. For the first time in a neurobiology text, these mechanisms can be explored by using a state-of-the-art interactive computer program provided with an accompanying tutorial handbook. In the sections dealing with neural systems, the comparative approach continues to be used to illustrate general principles. Students learn about the progress being made toward a molecular basis for sensory perception and new methods for revealing the neural activity underlying sensory and motor functions are described. There is an emphasis on the plasticity of both sensory and the motor circuits in mediating functions that reflect the effects of activity or recovery from injury. Central systems continue to be featured as the culmination of neural evolution. These include the systems vital for all animals, such as sleeping, feeding and reproduction, as well as the systems for language, emotion and higher cognitive functions that reach their peak in humans. There is special emphasis on recent work on memory, contrasting the mechanisms for short-term working memory and long-term memory and summarizing the present understanding of the mechanisms of long-term potential. The twin themes of organizational levels and comparative systems help bring together the vast range of studies and provides a conceptual framework that unifies the field of neurobiology. As in previous editions, the text continues to draw on the advantages of having a single author. In addition, leaders in a number of specialties have assisted the author, so that the text represents the most up-to-date views of current research on the nervous system. – ISBN 0-19-503055-9 (pbk). ISBN 0-19-503054-0 (cloth)

VD IUHM Fonds Hamilton-Garey * cote: HGA 286 * classif.: 611

Smith, Carlton George. – *Basic neuroanatomy* / by Carlton George Smith. – [Toronto] : Univ. of Toronto Press, 1961. – 257 p. : ill.

VD IUHM Fonds Hamilton-Garey * cote: HGA 554 * classif.: 611

Stone, Jonathan. – *The neuroanatomist's colouring book* / Jonathan Stone, Bogdan Dreher, István Türk. – Sydney : Maitland, 1986. – 113 p. : ill. ; 21 x 29 cm. – ISBN 0-85823-561-7

VD IUHM Fonds Hamilton-Garey * cote: HGA 340 * classif.: 611

Truex, Raymond C. – *Human neuroanatomy : (formerly Strong and Elwyn's human neuroanatomy)* / Raymond C. Truex, Malcolm B. Carpenter. – 6th ed. repr. June. – Baltimore : The Williams & Wilkins Company, 1971. – 673 p. : ill. – La page de titre porte la date de 1969

VD IUHM Fonds Hamilton-Garey * cote: HGA 556 * classif.: 611

Yacoub, Menachi Mirza. – *La cellule interstitielle dans le cervelet humain* / Menachi Mirza Yacoub. – Lausanne : Jordan, 1935. – 15 p. : ill. ; 8°. – Th. Méd. Lausanne. – Thèse. Biologie. Médecine. 1935

VD IUHM Fonds Hamilton-Garey * cote: HGA 195 * classif.: 611

612 Moelle épinière - Nerfs

Winckler, Georges. – A propos des relations qui existent entre le plexus cervical et le nerf grand hypoglosse / par Winckler (G.). – In: Comptes rendus de l'Association des Anatomistes. – Nancy. - 42e Réunion(1955), p. 1416-1419

VD IUHM Fonds Hamilton-Garey * cote: HGA 413 * classif.: 612

620 Fonctions cérébrales: généralités

Changeux, Jean-Pierre. – The good, the true, & the beautiful : a neuronal approach / Jean-Pierre Changeux ; translated and revised by Laurence Garey. – New Haven : Yale University Press, 2012. – 386 S. : Ill. – Originaltitel: Du vrai, du beau, du bien. – "In this fascinating and bold discussion, a renowned neurobiologist serves as guide to the most complex physical object in the living world: the human brain. Taking into account the newest brain research--morphological, physiological, chemical, genetic--and placing these findings in the context of psychology, philosophy, art, and literature, Changeux ventures into the unexplored territories where these diverse disciplines intersect. Changeux's book draws on Plato's notion that the Good, the True, and the Beautiful are celestial essences or ideas, independent but so intertwined as to be inseparable. Placing these essences within the characteristic features of the human brain's neuronal organization, the author addresses unsolved questions in neuroscience today. With imagination and deep insight, Changeux illuminates the evolution of the brain and deciphers what new developments in neuroscience may portend for the future of humanity"--Provided by publisher. – ISBN 0-300-16139-5 (hardback). ISBN 978-03-0016-1397 (hardback)

VD IUHM Fonds Hamilton-Garey * cote: HGA 264 * classif.: 620

Roitbak, Alexander Iljitsch. – Neuroglia : Eigenschaften, Funktionen, Bedeutung / Alexander Iljitsch Roitbak ; Übertragung ins Deutsche von L. Pickenhain. – 1. Aufl. – Jena : Fischer, 1983. – 209 S. : Ill. – (Abhandlungen aus dem Gebiet der Hirnforschung und Verhaltensphysiologie ; Bd. 10). – Aus dem Russ. übers. – Literaturverz. S. 163 - 194

VD IUHM Fonds Hamilton-Garey * cote: HGA 353 * classif.: 620

623 Sommeil - Rêve

Jouvet, Michel. – The paradox of sleep : the story of dreaming / Michel Jouvet ; transl. by Laurence Garey. – Cambridge Mass. [etc.] : the MIT Press, cop. 1999. – XIII, 211 p. : ill. ; 21 cm. – (A Bradford book). – Trad. de: Le sommeil et le rêve / Michel Jouvet. – Michel Jouvet is perhaps the world's leading sleep and dream researcher. He discovered a mysterious dream state that he called paradoxical sleep. This third category of brain activity (distinct from sleeping and waking) is a state of very deep sleep with some specific motor events, including rapid eye movements (REM). In *The Paradox of Sleep*, Jouvet takes the reader on a scientific and sociological tour of the history of sleep and dream research, concluding with his own ideas on the function of dreaming. Jouvet tells the story of a handful of neurobiologists, including himself, who pioneered sleep and dream research in the 1950s. He describes the technical and ideological obstacles they faced and opens his own laboratory to the reader, explaining anatomical, biochemical, and even genetic techniques. He also touches on psychological, philosophical, and metaphysical aspects of sleep and dreaming. A key section of the book is Jouvet's discussion of why we dream. After summarizing Freud's theory of dreams, he contrasts it with current neurobiological data. Finally, he outlines his own controversial theory about why we dream: to preserve our individuality. Dreaming, claims Jouvet, is necessary for the genetic reprogramming of our brain. – ISBN 0-262-10080-0

VD IUHM Fonds Hamilton-Garey * cote: HGA 279 * classif.: 623

624 Mémoire

Biological markers in dementia of Alzheimer type : proceedings of the Stiftelsen Gamla Tjänarinnor Symposium on Aging and Aging Disorders no. 1 / edited by Christopher J. Fowler... [et al.]. – London : Smith-Gordon ; Niigata-Shi, Japan : Nishimura, 1990. – viii, 232 p. : ill. – Symposium held in Stockholm, Sweden on Aug. 24-25, 1989. – ISBN 1-85463-031-8. ISBN 978-18-5463-0315

VD IUHM Fonds Hamilton-Garey * cote: HGA 271 * classif.: 624

633 Audition

Pavlov, Ivan Petrovich. – Die Typen der höheren Nerventätigkeit, ihr Zusammenhang mit Neurosen und Psychosen und der physiologische Mechanismus neurotischer und psychotischer Symptome : Vortrag gehalten auf dem 2. internationalen neurologischen Kongress in London, August 1935 / I. P. Pawlow. – Moskau : Staatsverlag für Biologische und Medizinische Literatur, 1935. – 7 pages ; 22 cm

VD IUHM Fonds Hamilton-Garey * cote: HGA 391 * classif.: 633

640 Système moteur: généralités

The **application** of advances in neurosciences for the control of neurological disorders : report of a WHO Study Group, [Abidjan, 1977]. – Geneva : WHO, 1978. – 83 p. ; 20 cm. – (Technical report series / World Health Organization ; no. 629). – ISBN 92-412-0629-2

VD IUHM Fonds Hamilton-Garey * cote: HGA 343 * classif.: 640

650 Traitements - Thérapies: généralités

Walton, John Nicholas. – Introduction to clinical neuroscience / Sir John Walton. – London : Baillière Tindall, 1983. – viii, 246 p. : ill. – ISBN 0-7020-1026-X (pbk.). ISBN 978-07-0201-0262 (pbk.)

VD IUHM Fonds Hamilton-Garey * cote: HGA 253 * classif.: 650

Ex Libris



PHILIPPE ECOFFEY

